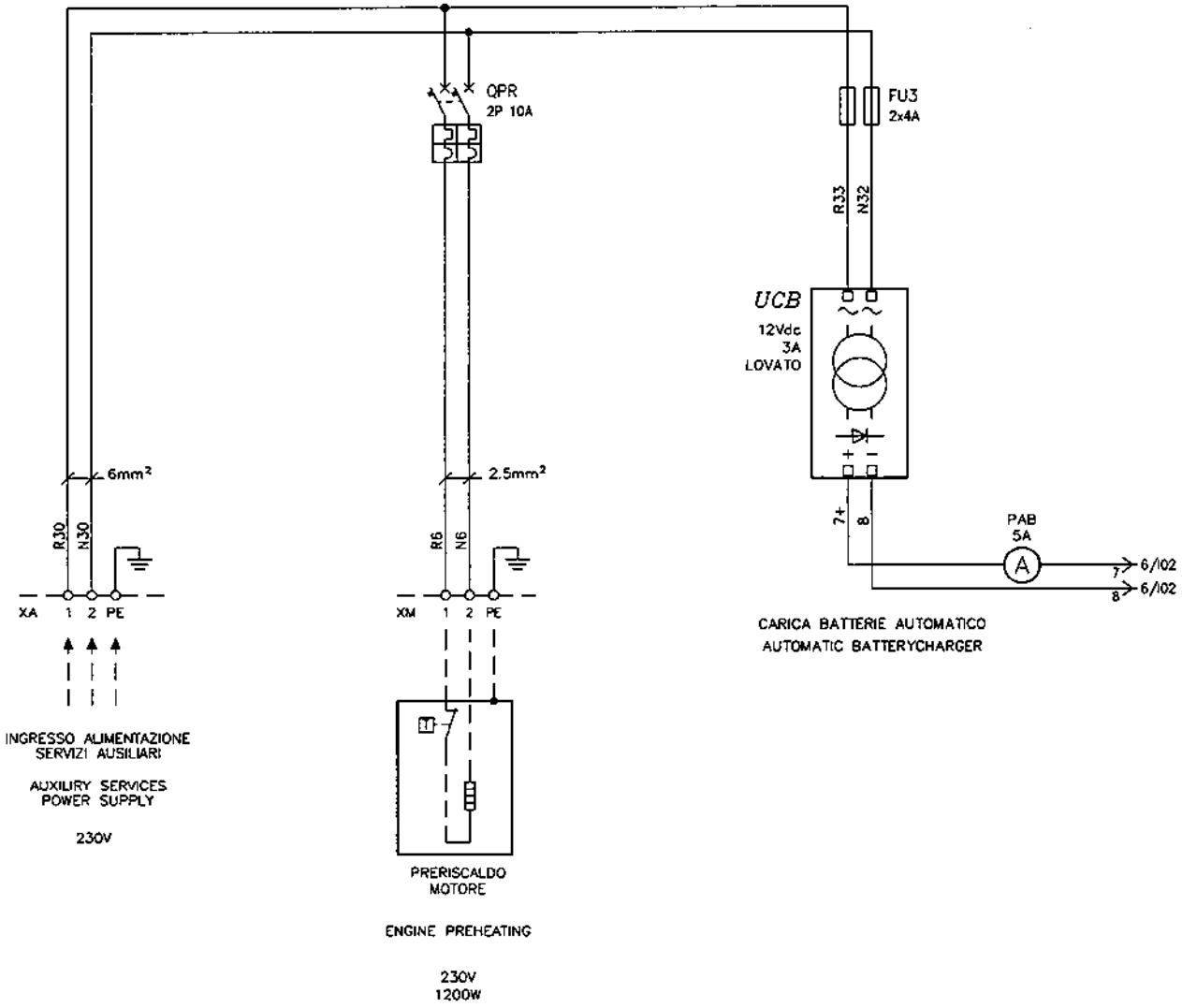
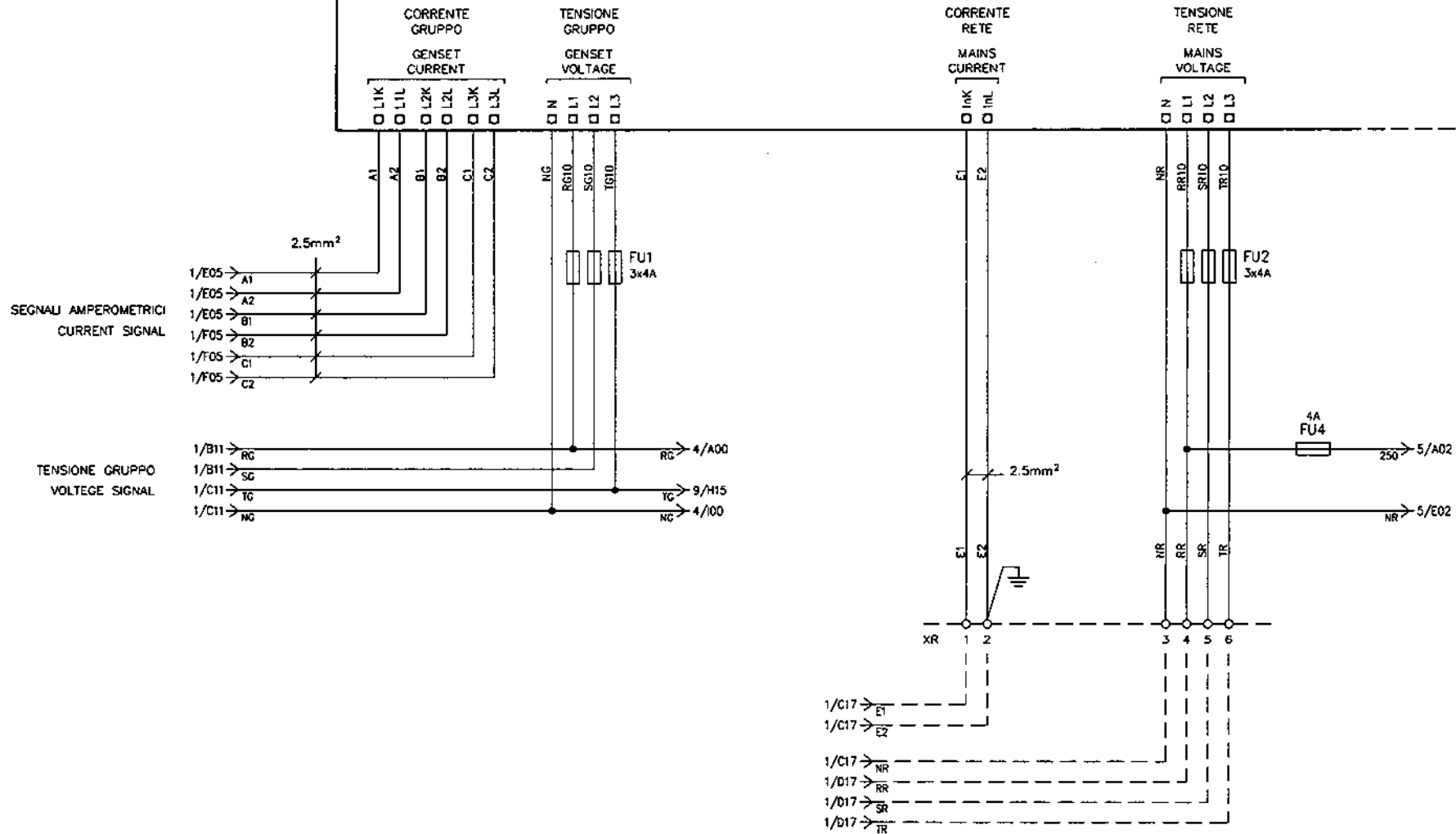


REV.		DATA	OGGETTO MODIFICA	FIRMA	IMPIANTO Q.E. PARALLELO RETE/GRUPPO - 80kVA	TITOLO SEZIONE POTENZA	DISEGNATORE LB	N. DIS. N. ARCH.	FOGLIO	SEQUE
GREEN POWER SYSTEMS Srl					SCHEMA GP11160	RIF. CLIENTE	FIRMA	DATA	1	2
								SCALA	16/07/2008	TOT. FOGLI

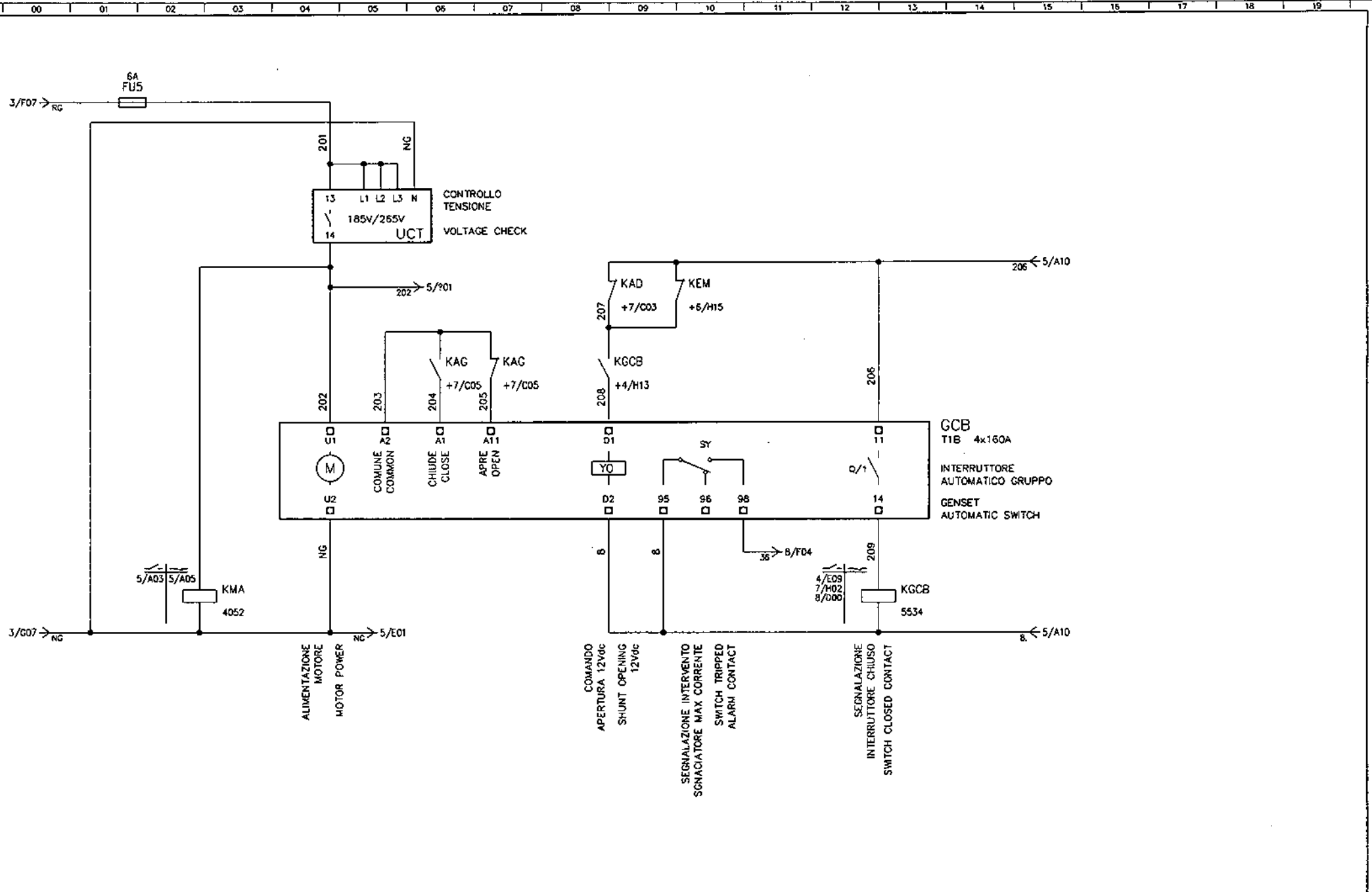


		IMPIANTO Q.E. PARALLELO RETE/GRUPPO - 80kVA		TITOLO ALIMENTAZIONE ASILIARI 230V		DISEGNATORE LB		N. DIS. GP11160.DWG N. ARCH.		FOGLIO 2		SEGUE 3	
		GREEN POWER SYSTEMS Srl		SCHEMA GP11160		RIF. CLIENTE		DATA 16/07/2008		TOT. FOGLI 17			
REV.	DATA	OGGETTO MODIFICA		FIRMA		FIRMA		SCALA					

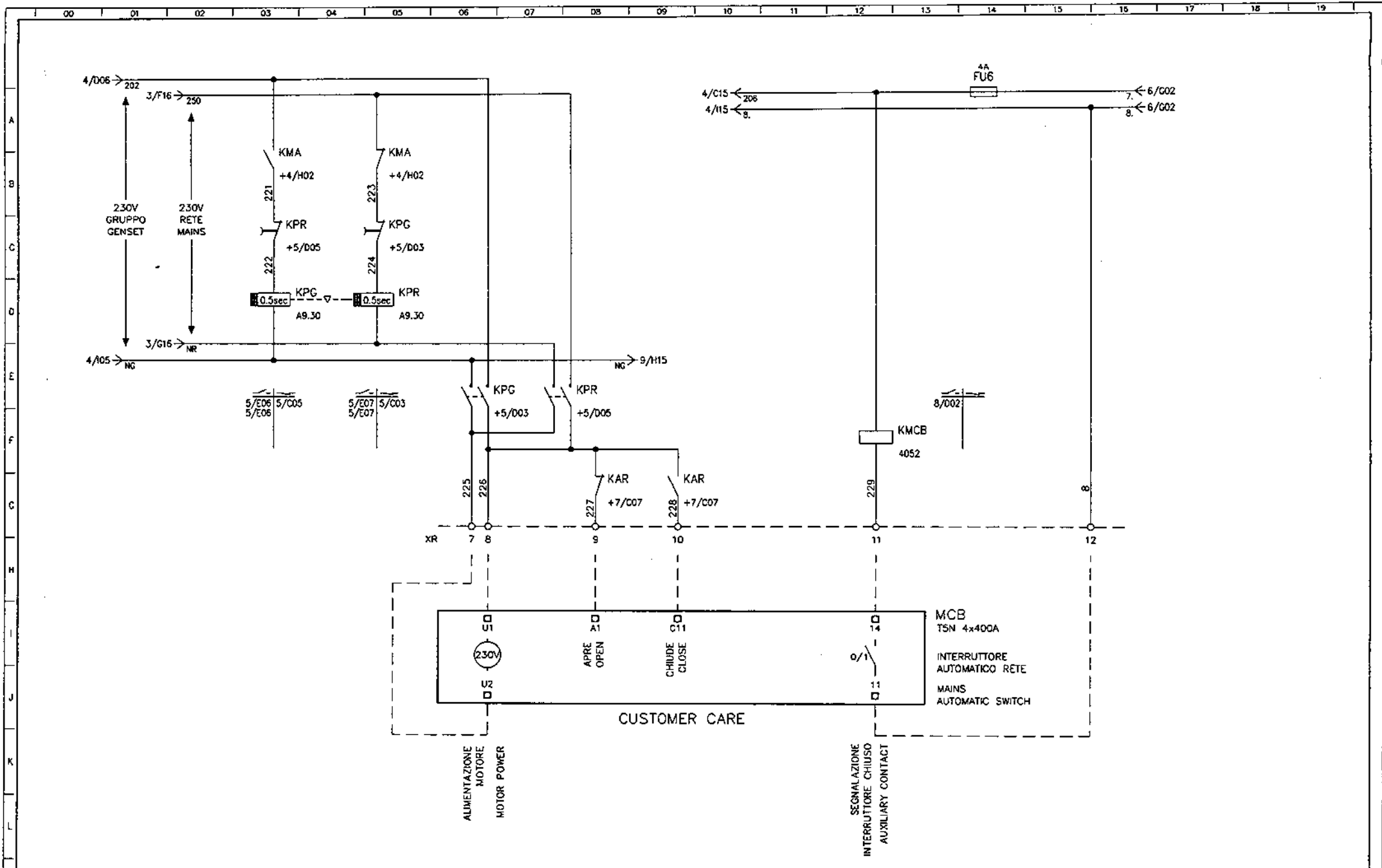
ACC **IGNT - INTELIGEN NTC**
 CENTRALINA COMANDO E CONTROLLO GRUPPO ELETTROGENO
 GENSET COMMAND AND CONTROL UNIT



REV.	DATA	OGGETTO MODIFICA	FIRMA	IMPIANTO Q.E. PARALLELO RETE/GRUPPO - 80kVA	TITOLO CONTROLLO TENSIONI GRUPPO / RETE	DISEGNATORE LB	N. DIS. GP11160.DWG	FOGLIO 3	SEGUE 4
				GREEN POWER SYSTEMS Srl	SCHEMA GP11160	RF. CLIENTE	DATA 15/07/2008	TOT. FOGLI 17	
						FIRMA	SCALA		

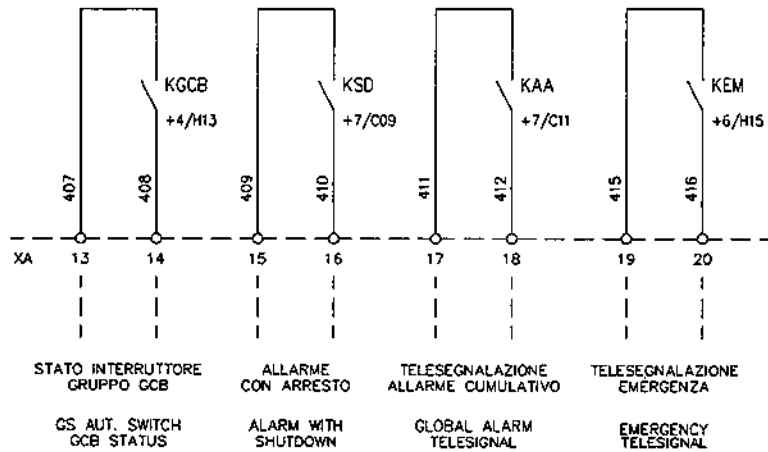
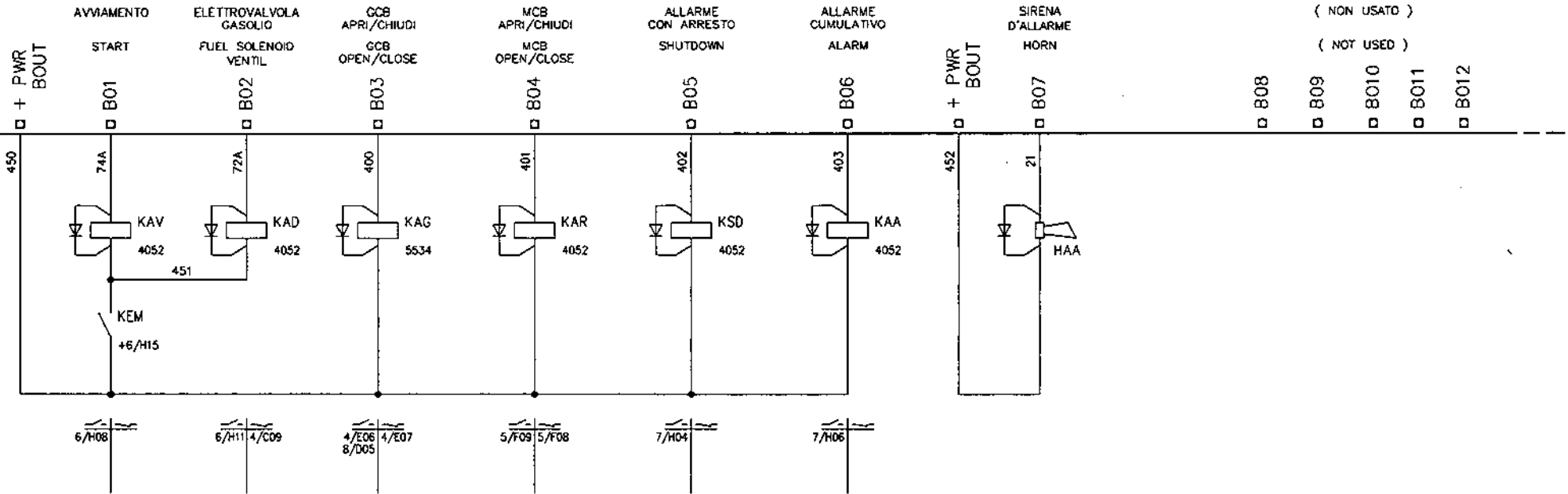


		IMPIANTO		TITOLO		DISEGNATORE		N. DIS.		FOGLIO		SEGUE	
		Q.E. PARALLELO RETE/GRUPPO - 80kVA		COMANDO INT. AUTOMATICO GRUPPO		LB		GP11160.DWG		4		5	
		GREEN POWER SYSTEMS Srl		SCHEMA		FIRMA		DATA		TOT. FOGLI			
REV.		DATA		OGGETTO MODIFICA		RF. CLIENTE		SCALA		17			



IMPIANTO Q.E. PARALLELO RETE/GRUPPO - 80kVA			TITOLO COMANDO INT. AUTOMATICO RETE		DISEGNATORE LB		N. DIS. GP11160.DWG N. ARCH.		FOGLIO 5		SEGUE 6	
GREEN POWER SYSTEMS Srl			SCHEMA GP11160		RIF. CLIENTE		DATA 16/07/2008		TOT. FOGLI 17			
REV.	DATA	OGGETTO MODIFICA	FIRMA			FIRMA		SCALA				

ACG IGNT - INTELIGEN NTC
 CENTRALINA COMANDO E CONTROLLO GRUPPO ELETTROGENO
 GENSET COMMAND AND CONTROL UNIT



STATO INTERRUPTORE
GRUPPO GCB

GS. AUT. SWITCH
GCB STATUS

ALLARME
CON ARRESTO

ALARM WITH
SHUTDOWN

TELESEGNALAZIONE
ALLARME CUMULATIVO

GLOBAL ALARM
TELE SIGNAL

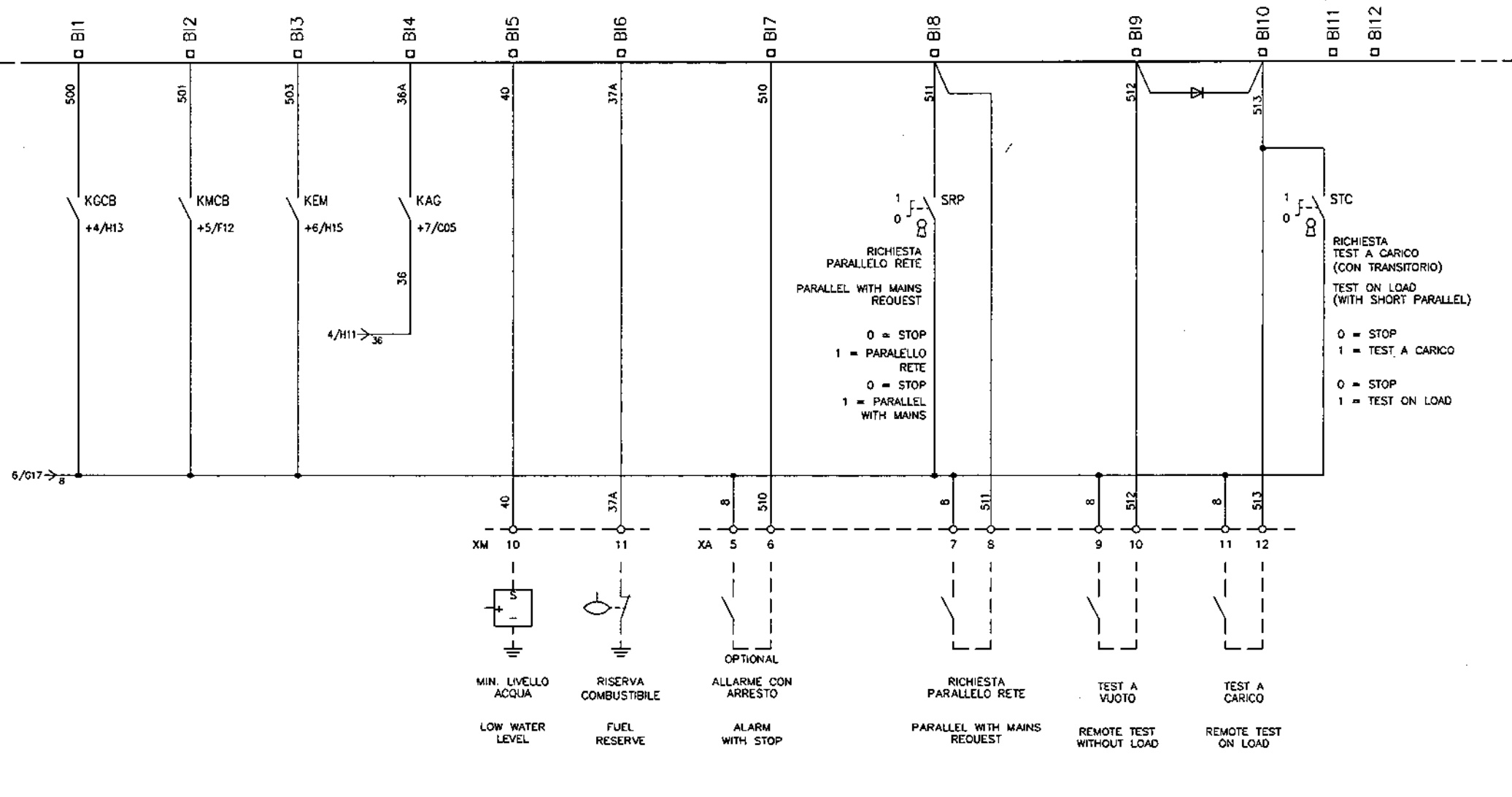
TELESEGNALAZIONE
EMERGENZA

EMERGENCY
TELE SIGNAL

REV.	DATA	OGGETTO MODIFICA	FIRMA	IMPIANTO Q.E. PARALLELO RETE/GRUPPO - 80kVA	TITOLO COLLEGAMENTI CENTRALINA	DISSEGNAZIONE LB	N. DIS. N. ARCH. GP11160.DWG	FOGLIO 7	SEQUE 8
				GREEN POWER SYSTEMS Srl	SCHEMA GP11160	RF. CLIENTE	DATA 16/07/2008	TOT. FOGLI 17	
						FRMA	SCALA		

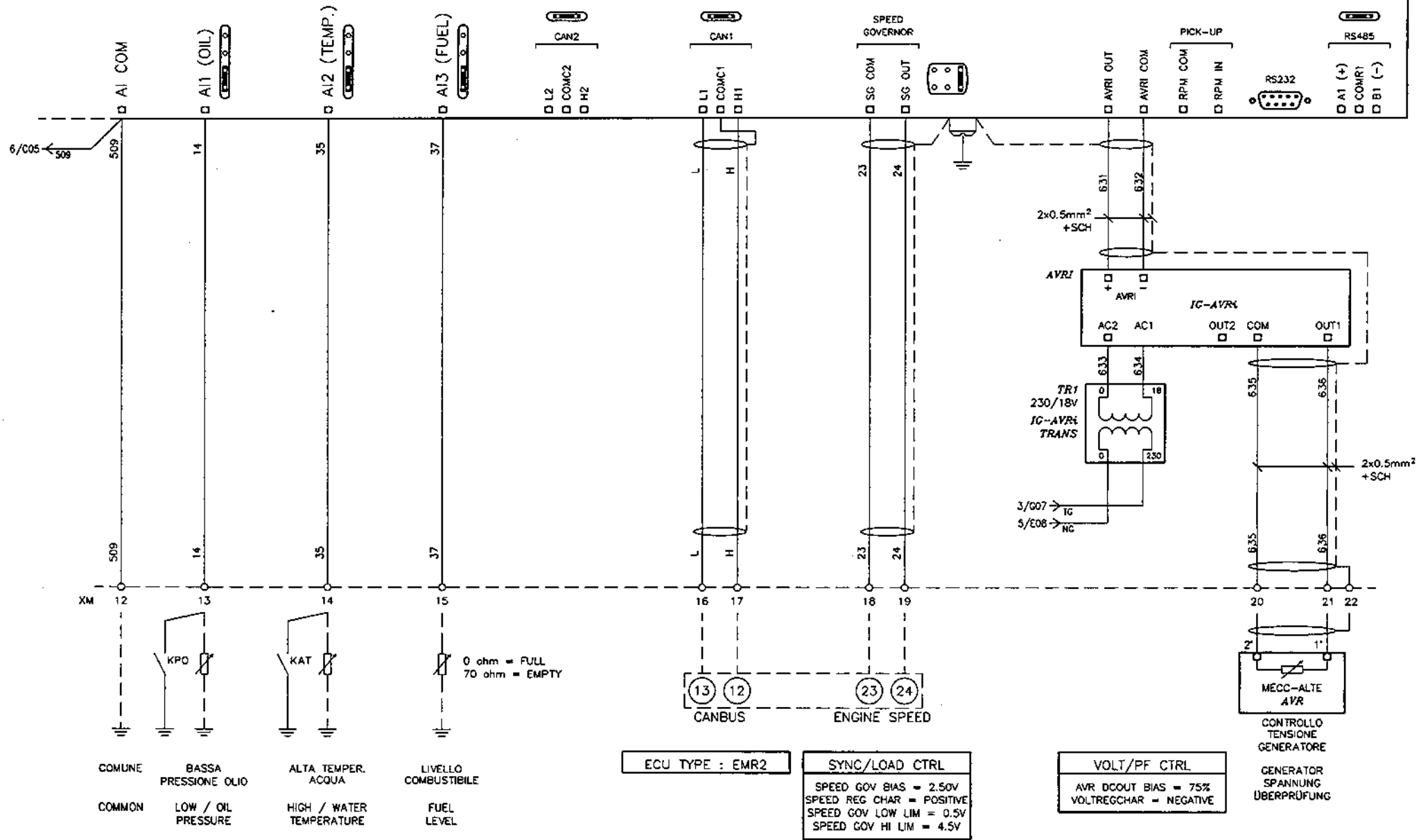
ACC IGNT - INTELIGEN NTC
 CENTRALINA COMANDO E CONTROLLO GRUPPO ELETTROGENO
 GENSET COMMAND AND CONTROL UNIT

CCB APRI/CHIUDI	MCB APRI/CHIUDI	EMERGENZA	SOVRACCARICO	MIN. LIVELLO ACQUA	RISERVA COMBUSTIBILE	ALLARME CON ARRESTO	SYSTEM START/STOP	TEST REMOTO A VUOTO	TEST A CARICO	NON USATI
GCB FEEDBACK	MCB FEEDBACK	EMERGENCY	OVERLOAD	MINIMO LIVELLO ACQUA	FUEL RESERVE	ALARM WITH STOP	SYSTEM START/STOP	REMOTE TEST WITHOUT LOAD	TEST ON LOAD	FREE


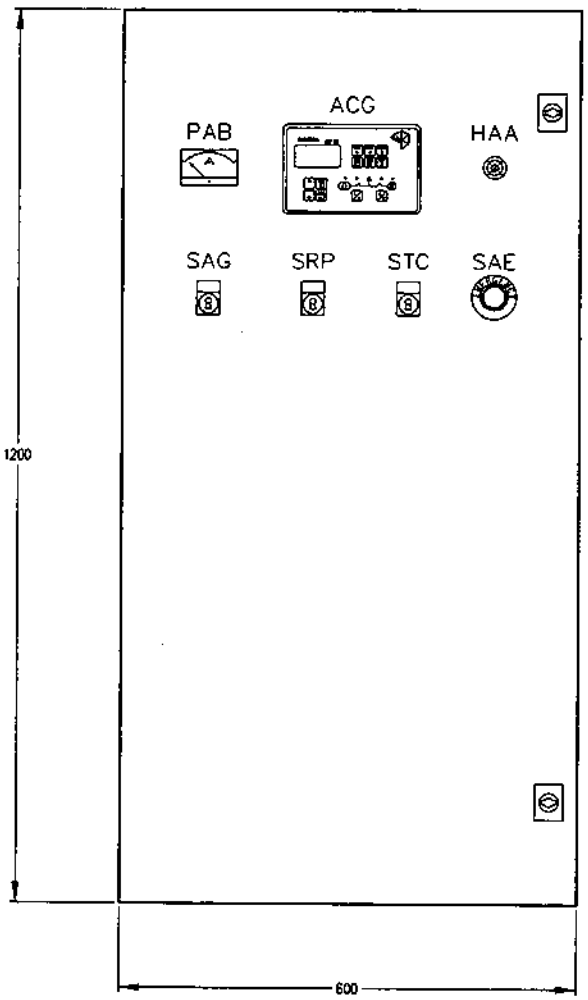


REV.	DATA	OGGETTO MODIFICA	FIRMA	IMPIANTO Q.E. PARALLELO RETE/GRUPPO - 80kVA	TITOLO COLLEGAMENTI CENTRALINA	DISEGNATORE LB	N. DIS. GP11160.DWG	FOLIO 8	SEQUE 9
				GREEN POWER SYSTEMS Srl	SCHEMA GP11160	RIF. CLIENTE	DATA 16/07/2008	TOT. FOGLI 17	
						FIRMA	SCALA		

ACC1 IGNT - INTELIGEN NTC
 CENTRALINA COMANDO E CONTROLLO GRUPPO ELETTROGENO
 GENSET COMMAND AND CONTROL UNIT



REV.	DATA	OGGETTO MODIFICA	FIRMA	IMPIANTO Q.E. PARALLELO RETE/GRUPPO - 80KVA	TITOLO COLLEGAMENTI CENTRALINA	DISEGNATORE LB	N. DIS. CP11160.DWG N. ARCH.	FOGLIO 9	SEGUE 10
				GREEN POWER SYSTEMS Srl	SCHEMA GP11160	RF. CLIENTE	DATA 16/07/2008	TOT. FOGLI 17	
						FIRMA	SCALA		



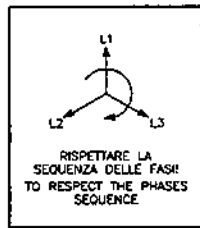
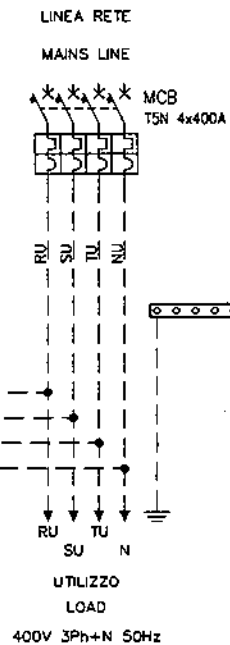
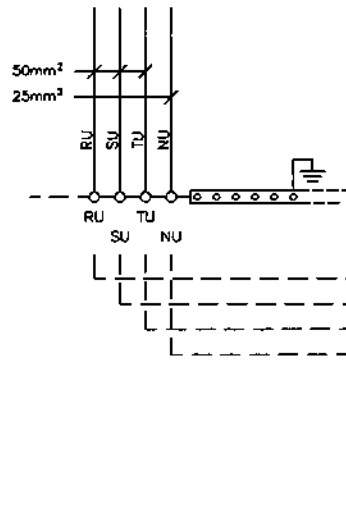
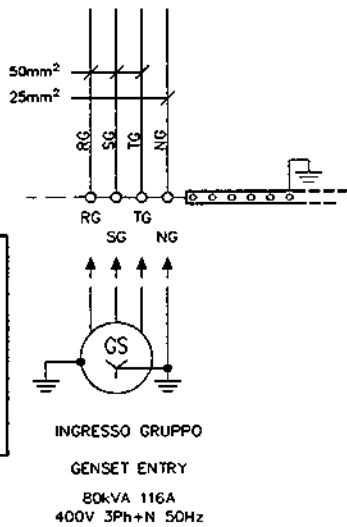
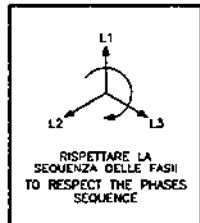
DESCRIZIONE

- ACG CENTRALINA COMANDO E CONTROLLO GRUPPO
- PAB AMPEROMETRO CORRENTE CARICA BATTERIE
- HAA SIRENA D'ALLARME
- SAG SELETTORE ABILITAZIONE GRUPPO
- SRP SELETTORE RICHIESTA PARALLELO RETE
- STG SELETTORE RICHIESTA TEST A CARICO
- SAE PULSANTE D'EMERGENZA

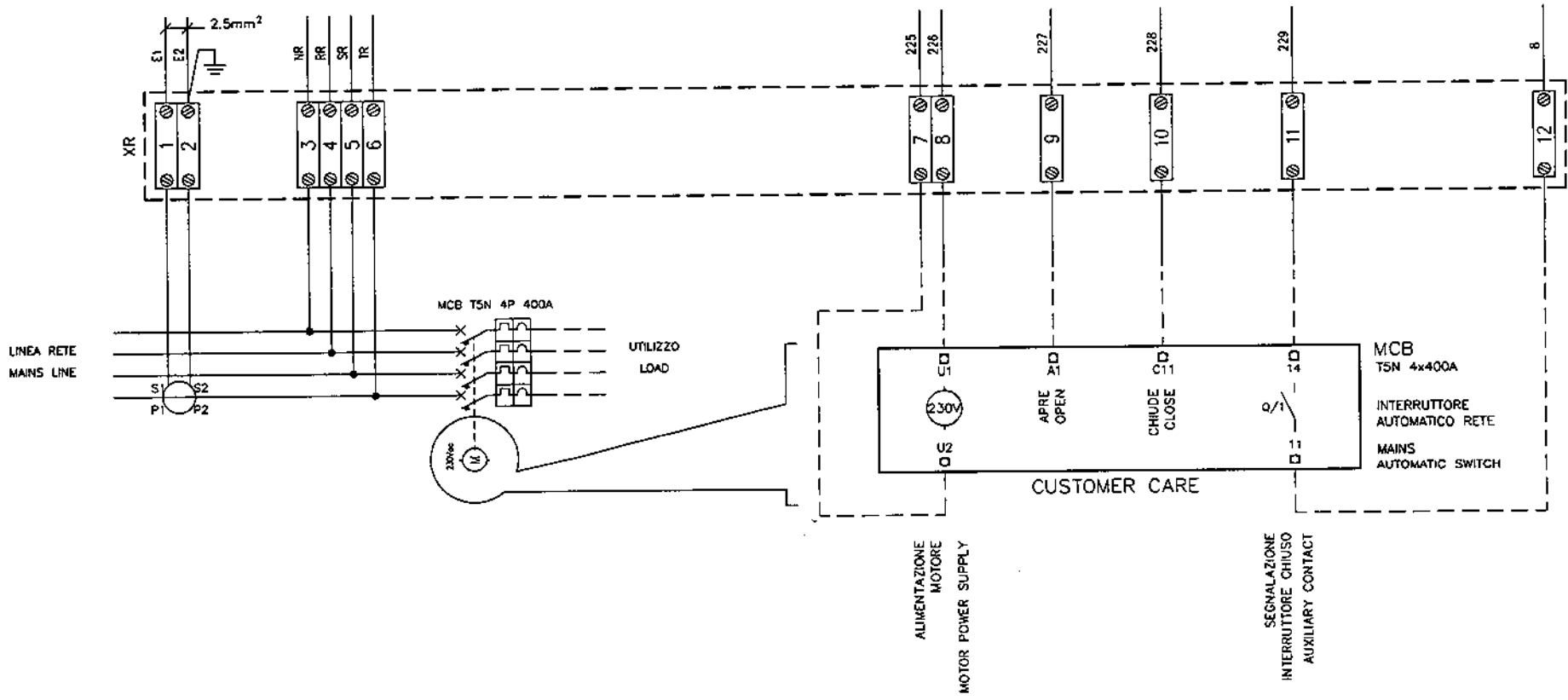
DESCRIPTION

- ACG GENSET COMMAND AND CONTROL UNIT
- PAB BATTERYCHARGER AMMETER
- HAA HORN ALARM
- SAG GENSET ENABLE SELECTOR
- SRP MAINS PARALLEL REQUEST SELECTOR
- STG TEST ON LOAD REQUEST SELECTOR
- SAE EMERGENCY PUSH BUTTON

		IMPIANTO		TITOLO		DISSEGNAZIONE		N. DIS.		FOGLIO		SEGUE	
		Q.E. PARALLELO RETE/GRUPPO - 80kVA		TOPOGRAFICO QUADRO		LB		GP11160.DWC		10		11	
		GREEN POWER SYSTEMS Srl		SCHEMA		RIF. CLIENTE		DATA		TOT. FOGLI			
REV.		DATA		OGGETTO MODIFICA		FIRMA		16/07/2008		17			
								SCALA					

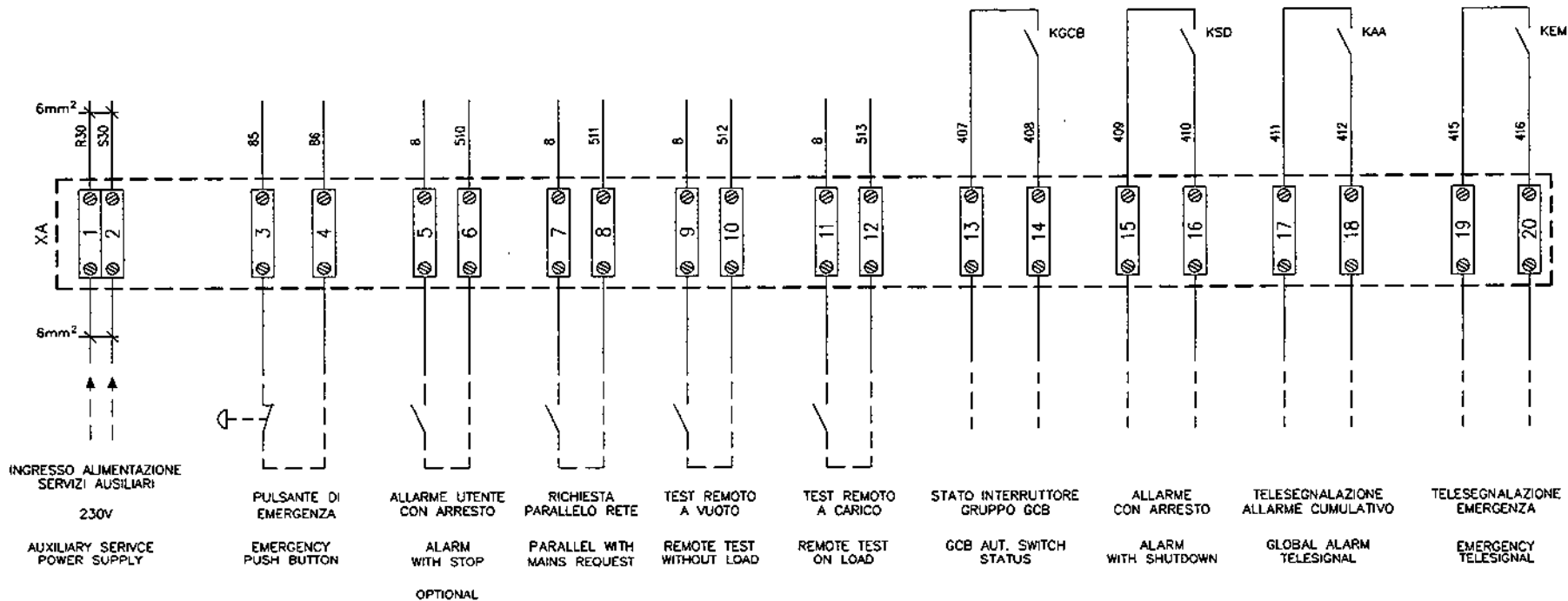


REV.	DATA	OGGETTO MODIFICA	FIRMA	IMPIANTO Q.E. PARALLELO RETE/GRUPPO - 80kVA GREEN POWER SYSTEMS Srl	TITOLO DESCRIZIONE MORSETTIERE SCHEMA GP11160	DISSEGNAZIONE LB	RIF. CLIENTE	N. DIS. N. ARCH. DATA SCALA GP11160.DWG 16/07/2008	FOGLIO 11	SEGUE 12
						FIRMA		TOT. FOGLI 17		



DOVE NON SPECIFICATO LA SEZIONE DEI FILI E' DA INTENDERSI DA 1.5mm²
 IF NOT SPECIFIED CROSS CONDUCTION SECTION IS 1.5mm²

REV.	DATA	OGGETTO MODIFICA	FIRMA	IMPIANTO Q.E. PARALLELO RETE/GRUPPO - 80kVA GREEN POWER SYSTEMS Srl	TITOLO DESCRIZIONE MORSETTIERE SCHEMA GP11160	RF. CLIENTE	DISEGNATORE LB FIRMA	N. DIS. GP11160.DWG N. ARCH. DATA 16/07/2008 SCALA	FOGLIO 12 TOT. FOGLI 17	SEQUE 13
------	------	------------------	-------	---	--	-------------	----------------------------	---	----------------------------	----------



DOVE NON SPECIFICATO LA SEZIONE DEI FILI E' DA INTENDERSI DA 1.5mm²
 IF NOT SPECIFIED CROSS CONDUCTION SECTION IS 1.5mm²

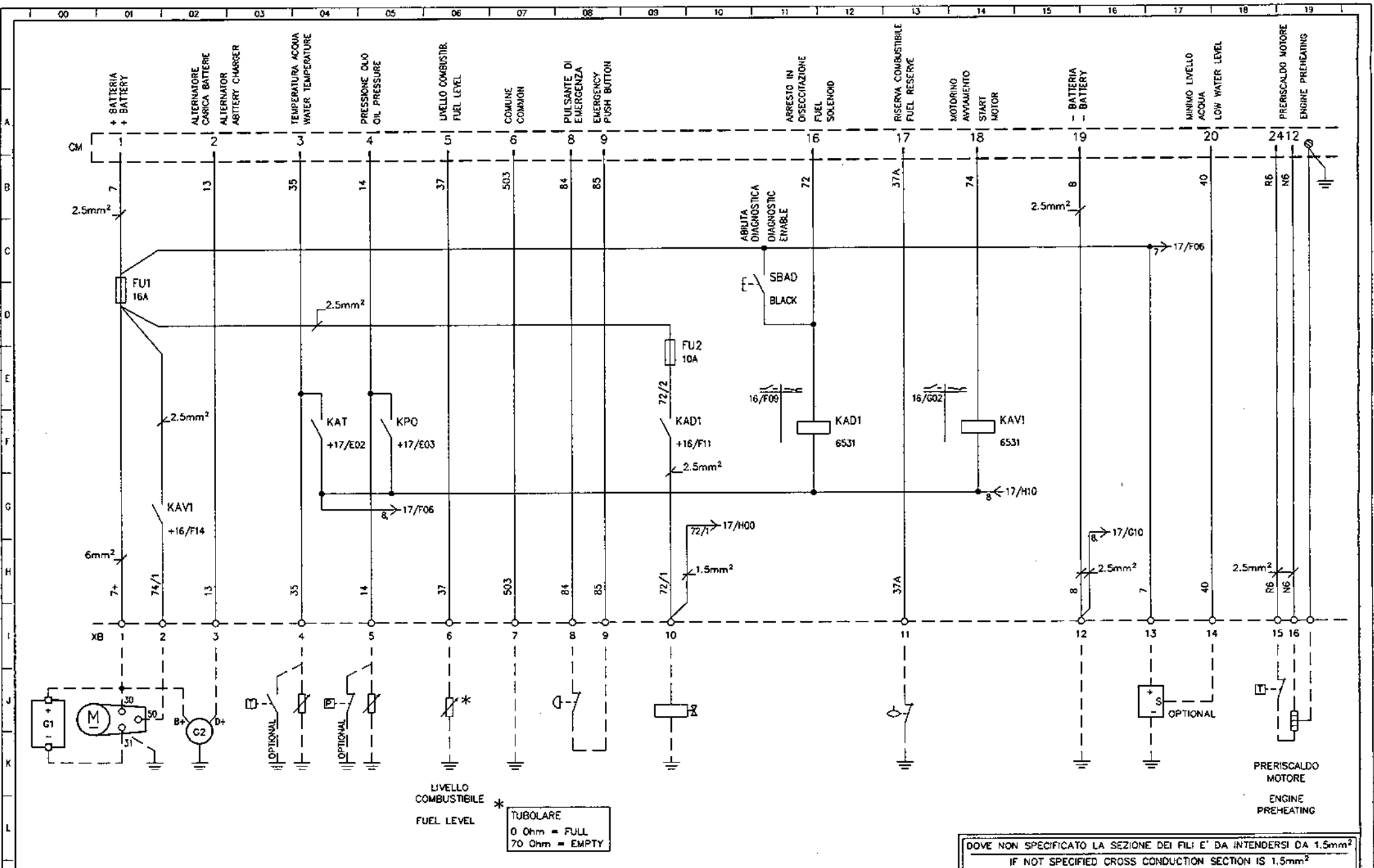
REV.	DATA	OGGETTO MODIFICA	FIRMA	IMPIANTO G.E. PARALLELO RETE/GRUPPO - 80kVA	TITOLO DESCRIZIONE MORSETTIERE	DISEGNATORE LB	N. DIS. N. ARCH. GP11160.DWG	FOGLIO 13	SEGUE 14
				GREEN POWER SYSTEMS Srl	SCHEMA GP11160	RIF. CLIENTE	DATA 16/07/2008	TOT. FOGLI 17	
						FIRMA	SCALA		

DERIVAZIONE
IMPIANTO MOTORE

ENGINE PLANT
DERIVATION

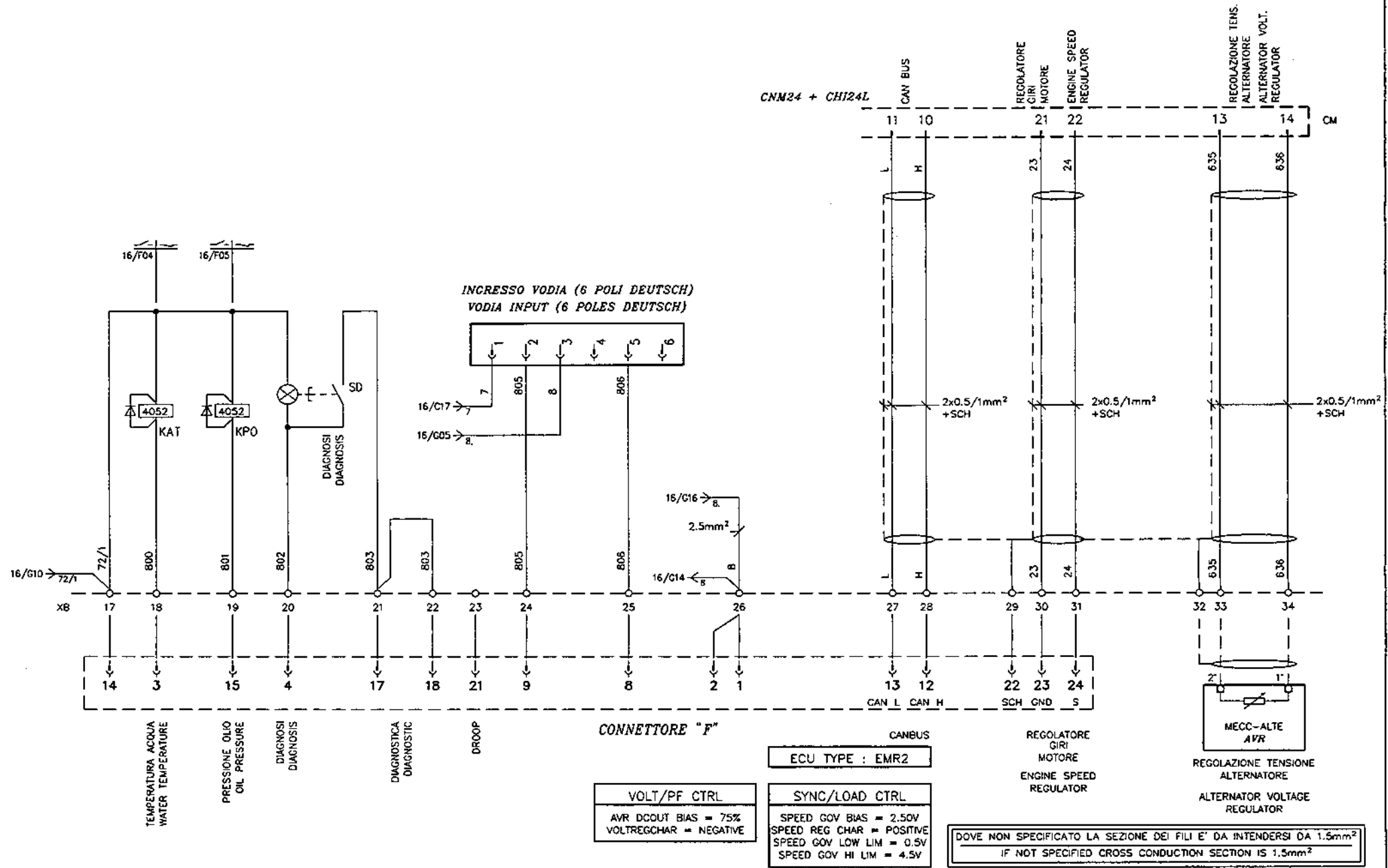
ENGINE VOLVO TAD530 GE EDC4

				IMPIANTO O.E. PARALLELO RETE/GRUPPO - 80KVA	TITOLO	DISEGNATORE LB	N. DIS. GP11160.DWG N. ARCH.	FOGLIO 15	SEGUE 16
				GREEN POWER SYSTEMS Srl	SCHEMA GP11160	RIF. CLIENTE	DATA 16/07/2008	TOT. FOGLI 17	
REV.	DATA	OGGETTO MODIFICA	FIRMA			FIRMA	SCALA		



DOVE NON SPECIFICATO LA SEZIONE DEI FILI E' DA INTENDERSI DA 1.5mm²
 IF NOT SPECIFIED CROSS CONDUCTION SECTION IS 1.5mm²

REV.	DATA	OGGETTO MODIFICA	FIRMA	IMPIANTO Q.E. PARALLELO RETE/GRUPPO - 80KVA GREEN POWER SYSTEMS Srl	TITOLO COLLEGAMENTI IMPIANTO MOTORE SCHEMA QP11160	DISEGNATORE LB FIRMA	N. DIS. QP11160.DWG N. ARCH. DATA 16/07/2008 SCALA	FOGLIO 16 TOT. FOGLI 17	SEQUE 17
------	------	------------------	-------	--	---	----------------------------	---	----------------------------------	-------------



IMPIANTO Q.E. PARALLELO RETE/GRUPPO - 80kVA		TITOLO COLLEGAMENTI IMPIANTO MOTORE		DISEGNATORE LB		N. DIS. N. ARCH. GP1160.DWG		FOGLIO 17		SEQUE EL.COM	
GREEN POWER SYSTEMS Srl		SCHEMA GP1160		RIF. CLIENTE		DATA 16/07/2008		TOT. FOGLI 17			
REV.	DATA	OGGETTO MODIFICA		FIRMA		SCALA					

**ELENCO COMPONENTI
COMPONENTS DESCRIPTION**

Impianto QUADRO COMANDO G.E. 85KVA 400V 12Vdc
 Plants GENSET COMMAND ELECTRICAL PANEL 85KVA 400V 12Vdc
 Matricola Number 11160
 Data Date 16/07/2008

Qty	Name	Descrizione Articolo	Article Description	Tipo Type	Costruttore Constructor	Marchio Mark
1	ACG	Centralina comando gruppo eteli.	Genset command unit	H.1200 x L.600 x P.400 mm	ZANARDO	N
1	AVRI	Modulo controllo tens. Alternatore	Alternator voltage check module	INTELLIGENIGNTC 8/36Vdc IG-AVRI	COMAP	N
1	FU1	Portafusibile 3P + fusibile	3P Fuseholder + fuses	3x(05808) + 1x(05788) + 10x38mm 4A	COMAP	N
1	FU2	Portafusibile 3P + fusibile	3P Fuseholder + fuses	3x(05808) + 1x(05788) + 10x38mm 4A	LEGRAND	N
1	FU3	Portafusibile 2P + fusibile	2P Fuseholder + fuses	2x(05808) + 1x(05788) + 10x38mm 4A	LEGRAND	N
1	FU4	Portafusibile + fusibile	Fuseholder + fuses	088 08 10x38mm 4A	LEGRAND	N
1	FU5	Portafusibile + fusibile	Fuseholder + fuses	058 08 10x38mm 4A	LEGRAND	N
1	FU6	Portafusibile + fusibile	Fuseholder + fuses	058 08 10x38mm 4A	LEGRAND	N
1	FU7	Portafusibile + fusibile	Fuseholder + fuses	058 08 10x38mm 6A	LEGRAND	N
1	GCB	Interruttore automatico	Automatic switch	T1B 4x 160A	ABB SACE	N
1		+ Contatto ausiliario e d'allarme	+ Auxiliary and alarm contact	1SDA051388R1	ABB SACE	N
1		+ Bobina di spandimento 230V	+ Shunt opening release 12Vdc	1SDA053000R1	ABB SACE	N
1		+ Comando a solenoidi 230V	+ Solenoid command 230V	1SDA059597R1	ABB SACE	N
1	HAA	Sirena d'allarme	Horn alarm	EZM 101008 6/28Vdc/dc	EZM	N
1	KAA	Relè a zoccolo + modulo led + diodo	Relay + socket + led + diode	4052 9012 0000 - 12Vdc + 9505 + 9902 9024.99	FINDER	N
1	KAD	Relè a zoccolo + modulo led + diodo	Relay + socket + led + diode	4052 9012 0000 - 12Vdc + 9505 + 9902 9024.99	FINDER	N
1	KAG	Relè a zoccolo + modulo led + diodo	Relay + socket + led + diode	5534 9012 0040 - 12Vdc + 9474 + 9901 9024.99	FINDER	N
1	KAR	Relè a zoccolo + modulo led + diodo	Relay + socket + led + diode	4052 9012 0000 - 12Vdc + 9505 + 9902 9024.99	FINDER	N
1	KAV	Relè a zoccolo + modulo led + diodo	Relay + socket + led + diode	4052 9012 0000 - 12Vdc + 9505 + 9902 9024.99	FINDER	N
1	KEM	Relè ausiliario + zoccolo	Auxiliary relay + socket	5534 9012 0040 - 12Vdc + 9474	FINDER	N
1	KGCB	Relè ausiliario + zoccolo	Auxiliary relay + socket	4052 8230 0000 - 230V + 9505	FINDER	N
1	KMA	Relè ausiliario + zoccolo	Auxiliary relay + socket	4052 9012 0000 - 12Vdc + 9505	FINDER	N
1	KMCB	Relè ausiliario + zoccolo	Auxiliary relay + socket	4052 9012 0000 - 12Vdc + 9505	FINDER	N
1	KPR	Contattore a tempiertz.	Contactor + timer	AB.30.10 - 230V END434 + TP401A	ABB	N
1	KPG	Contattore a tempiertz.	Contactor + timer	AB.30.10 - 230V END434 + TP401A	ABB	N
1	KSA	Relè ausiliario + zoccolo	Auxiliary relay + socket	4052 8230 0000 - 230V + 9505	FINDER	N
1	KSD	Relè a zoccolo + modulo led + diodo	Relay + socket + led + diode	4052 9012 0000 - 12Vdc + 9505 + 9902 9024.99	FINDER	N
1	PAB	Amperometro carica batterie	Battery charger ammeter	EMC55M 10A4c	FINDER	N
1	QPR	Interruttore automatico	Automatic switch	NB1-63 C10 2x10A	CHINT	N
1	SAE	Pulsante d'emergenza	Emergency push button	KW2659 + E05697	ABB	N
1	SAG	+ Contatto ausiliario N.C.	+ Auxiliary contact N.C.	+ E05713	ABB	N
1	SAG	Selettore 0-1 a chiave	0-1 Selector with key	KW4168 + E05697	ABB	N
1	SRP	+ Contatto ausiliario N.O.	+ Auxiliary contact N.O.	+ E05705	ABB	N
1	SRP	Selettore 0-1 a chiave	0-1 Selector with key	KW4168 + E05697	ABB	N
1	STC	+ Contatto ausiliario N.O.	+ Auxiliary contact N.O.	+ E05705	ABB	N
1	STC	Selettore 0-1 a chiave	0-1 Selector with key	KW4168 + E05697	ABB	N
3	TAT1-2-3	Trasformatore amperometrico	Current Transformer	+ E05705	ABB	N
1	TR1	Trasformatore	Transformer	TAM1D 150/5A	REVALCO	N
1	UCB	Carica batterie automatico	Automatic battery charger	IG-AVRI TRANS	COMAP	N
1	UCT1	Controllo tensione frfase	3 phases voltage check	31BCE0312 12V 3A	LOVATO	N
1	CM	Commutatore termica + cabotta	Female connector + case	CM-PVE 185/285 50/60Hz ET8435	ABB	N
1				CNF24 + CHV24L	LIME	N

**ELENCO COMPONENTI
COMPONENTS DESCRIPTION**

Impianto QUADRO COMANDO G.E. 85KVA 400V 12Vdc
 Plants GENSET COMMAND ELECTRICAL PANEL 85KVA 400V 12Vdc
 Matricola 11160
 Number
 Date 16/07/2008

Q.tà Qty	Nome	Descrizione Articolo	Article Description	Tipo Type	Costruttore Constructor	Marchio Mark
1	FU1	Portafusibile + fusibile	Fuseholder + fuses	058 08 10x38mm 16A	LEGRAND	N
1	FU2	Portafusibile + fusibile	Fuseholder + fuses	058 08 10x38mm 10A	LEGRAND	N
1	KAT	Relè + zoccolo + modulo led + diodo	Relay + socket + led + diode	4052 9012 0000 - 12Vdc + 9505 + 9902 9024.99	FINDER	N
1	KPO	Relè + zoccolo + modulo led + diodo	Relay + socket + led + diode	4052 9012 0000 - 12Vdc + 9505 + 9902 9024.99	FINDER	N
1	KAD1	Relè ausiliario	Auxiliary relay	6531 9012 0308 - 24Vdc	FINDER	N
1	KAV1	Relè ausiliario	Auxiliary relay	6531 9012 0308 - 24Vdc	FINDER	N
1	SBAD	Pulsante nero	Black push button	KW0802 + EO5997	ABB	N
1		+ Contatto ausiliario N.O.	+ Auxiliary contact N.O.	+ EO5705	ABB	N
1	SD	Pulsante rosso luminoso	Red luminous push button	KW0992 + EO5687	ABB	N
1		+ Contatto ausiliario N.O.	+ Auxiliary contact N.O.	+ EO5705	ABB	N
1		+ Portalamпада + Lampadina	+ Lamp holder + Lamp	+ EO5820 + BA9 30V	ABB	N
1	CM	Connettore maschio + custodia	Male connector + case	CNM24 + CH124L	ILME	N

M = Garantito da un marchio riconosciuto / Guaranteed from recognized mark

N = Conforme a norme / According to standards

Engine params	Starting RPM	600 RPM	0	9095	0	1000
Engine params	Starting PCK	5.0 Bar	0	9681	0.0	10.0
Engine params	Prestart time	0 s	0	6394	0	3600
Engine params	PreDTCtime	0 s	0	8760	0	3600
Engine params	PostDTCtime	1 min	0	8781	1	3000
Engine params	MaxCrank time	8 s	0	8256	1	240
Engine params	Critical pause	7 s	0	8257	5	60
Engine params	Crank attempts	3	0	8255	1	10
Engine params	Idle time	3 s	0	9697	0	3600
Engine params	Min stab time	5 s	0	6259	1	10
Engine params	Max stab time	10 s	0	8313	5	3600
Engine params	Warning load	70 %	0	8243	0	100
Engine params	Warning temp	0 °C	0	8256	-32000	32000
Engine params	Maxwarm time	15 s	0	8352	0	3600
Engine params	Cooling speed	NOMINAL	0	10046	0	3600
Engine params	Cooling time	60 s	0	8258	0	3600
Engine params	CoolDlyAfterDTC	STOP	0	11000	0	3600
Engine params	CoolDown optm	DISABLED	0	10661	0	3600
Engine params	AfterCoolTime	0 s	0	6952	0	240
Engine params	Stop time	20 s	0	8816	0	60
Engine params	SDYent time	10 s	0	9693	0	60
Engine params	Fuel solenoid	DIESEL ENGINE	0	8100	-5.0	5.0
Engine params	FuelSol offset	0.0 s	0	10525	0	5.0
Engine params	Dt kurdan	ENABLED	0	6683	0	3600
Engine params	BrakeAct 1	OFF	0	10623	0	3600
Engine params	BrakeAct 2	OFF	0	10674	0	3600
Engine params	BrakeAct 3	OFF	0	10828	0	3600
Engine params	BrakeAct 4	OFF	0	10678	0	3600
Engine protect	Horn blowout	20 s	0	8284	0	3600
Engine protect	RunOn/BALDel1	1.0 s	0	10023	0.0	3000.0
Engine protect	RunOn/BALDel2	5.0 s	0	10074	0.0	3000.0
Engine protect	RunOn/BALDel3	10.0 s	0	10025	0.0	3000.0
Engine protect	Brake delay 1	1.0 s	0	10131	0.0	600.0
Engine protect	Brake delay 2	5.0 s	0	10132	0.0	600.0
Engine protect	Brake delay 3	10.0 s	0	10133	0.0	800.0
Engine protect	ForceBlack1Del	5.0 s	0	10559	0.0	60.0
Engine protect	ForceBlack2Del	5.0 s	0	10570	0.0	60.0
Engine protect	ForceBlack3Del	5.0 s	0	10671	0.0	80.0
Engine protect	Reset/DTCAlarms	ENABLED	0	10665	0	200
Engine protect	Over speed	115 %	0	8263	0	65535
Engine protect	Service time 1	250 h	0	10528	0	65535
Engine protect	Service time 2	65535 h	0	10529	0	65535
Engine protect	Service time 3	65535 h	0	10530	0	65535
Engine protect	Service time 4	65535 h	0	10531	0	65535
Analog protect	Oil press Val	2.0 Bar	7	9256	0.0	10.0
Analog protect	Oil press Red	1.0 Bar	7	9280	0.0	10.0
Analog protect	Oil press Del	2.0 s	7	9281	0.0	600.0
Analog protect	Water temp Val	90 °C	7	9283	0	150
Analog protect	Water temp Red	100 °C	7	9285	0	150
Analog protect	Water temp Del	2.0 s	7	9279	0.0	600.0
Analog protect	Fuel level Val	20 %	7	9289	0	100
Analog protect	Fuel level Red	10 %	7	9292	0	100
Analog protect	Fuel level Del	10.0 s	7	9292	0.0	600.0
Analog protect	Batt >V	14.0 V	0	9262	8.0	4.0
Analog protect	Batt <V	8.0 V	0	9265	8.0	4.0
Analog protect	Salt val del	20.0 s	0	9264	0.0	600.0

Gene protect	OvShieldSvVal	150 %	0	0	0	8289	100	200
Gene protect	2PondShieldOn	50 s	0	0	0	8281	0.0	600.0
Gene protect	MIn power Pul	5 %	0	0	0	8241	0	100
Gene protect	Isbnt	250 %	0	0	0	8282	100	500
Gene protect	Islvt del	1.00 s	0	0	0	9591	0.00	10.00
Gene protect	Zlhom del	3.0 s	0	0	0	8283	0.0	60.0
Gene protect	Gen vV BOC	110 %	0	0	0	8281	50	150
Gene protect	Gen vV BOC	90 %	0	0	0	8283	50	110
Gene protect	Gen vV B6	120 %	0	0	0	19013	50	150
Gene protect	Gen V del	5.00 s	0	0	0	9103	0.00	600.00
Gene protect	Gen vV	110.0 %	0	0	0	8296	90.0	150.0
Gene protect	Gen vV	90.0 %	0	0	0	8298	90.0	110.0
Gene protect	Gen vV	5.00 s	0	0	0	8287	0.00	600.00
Gene protect	Gen f del	5 %	0	0	0	8486	0	50
Gene protect	Reverse power	1.0 s	0	0	0	8582	0.0	600.0
Gene protect	ReversePr del	10 A	0	0	0	9277	0	10000
Gene protect	EMFACur	5.0 s	0	0	0	8273	0.0	600.0
Gene protect	EMFACur del	20 %	0	0	0	8288	0	200
Gene protect	Gen V unbal	10.0 s	0	0	0	9257	0.0	600.0
Gene protect	Gen V unbal	50 %	0	0	0	9271	0	200
Gene protect	Gen l unbal	5.0 s	0	0	0	9270	0.0	600.0
Gene protect	Gen l unbal del		0	0	0			
MaIn protect	MaIn vV MP	110 %	0	0	0	8306	90	150
MaIn protect	MaIn vV MP	90 %	0	0	0	8307	50	110
MaIn protect	MaIn V del	1.00 s	0	0	0	8185	0.00	600.00
MaIn protect	MaIn vV	110.0 %	0	0	0	8310	80.0	150.0
MaIn protect	MaIn vV	90.0 %	0	0	0	8312	50.0	110.0
MaIn protect	MaIn f del	1.00 s	0	0	0	8311	0.00	600.00
MaIn protect	VectorS CB del		0	0	0	10851		
MaIn protect	VectorS CB del	GCB	0	0	0	10582		
MaIn protect	VectorS limit	20 *	0	0	0	8843	1	45
MaIn protect	MaIn V unbal	20 %	0	0	0	8274	0	200
MaIn protect	MaIn V unbal	1.0 s	0	0	0	8276	0.0	600.0
MaIn settings	EmergStart del	5 s	0	0	0	8301	0	600
MaIn settings	MCB close del	2.0 s	0	0	0	8388	0.0	60.0
MaIn settings	MCB opens on		0	0	0	8850		
MaIn settings	ReturnNshlv	ENABLED	0	0	0	8882		
MaIn settings	BreakerOverlap	1.0 s	0	0	0	8861	0.0	300.0
MaIn settings	ReturnToStand	AUTO	0	0	0	8890		
MaIn settings	ReturnTo mana	DISABLED	0	0	0	8818		
MaIn settings	PriorityBreak	1.0 s	0	0	0	8303	0.0	60.0
MaIn settings	MaIn f del	30 s	0	0	0	8302	0	3600
Sync load del	SpeedRegCntr	POSITIVE	0	0	0	9094		
Sync load del	Voltage window	3.0 %	0	0	0	8650	0.0	100.0
Sync load del	Cntrl AngleRefq	2 *	0	0	0	8578	-45	45
Sync load del	Phase window	7 *	0	0	0	8652	0	90
Sync load del	Dwell time	0.5 s	0	0	0	8653	0.0	25.0
Sync load del	Freq gain	10.0 %	0	0	0	8715	0.0	200.0
Sync load del	Freq hz	50 %	0	0	0	8716	0	100
Sync load del	Freq reg loop		0	0	0	8891		
Sync load del	Angle gain	30.0 %	0	0	0	8718	0.0	200.0
Sync load del	Speed gov Bias	2.50 V	0	0	0	8658	0.50	4.50
Sync load del	SpdGovPHL rase	1200 Hz	0	0	0	10911	500	3000
Sync load del	SpdGovCntrlUm	0.50 V	0	0	0	10115	-10.00	4.50
Sync load del	SpdGovKdUm	4.50 V	0	0	0	10559	0.60	10.00
Sync load del	TurSpeedActat	10.0 s	0	0	0	10784	1.0	300.0
Sync load del	Load ramp	30 s	0	0	0	8659	0	30
Sync load del	Load gain	10.0 %	0	0	0	8659	0.0	200.0
Sync load del	Load hz	60 %	0	0	0	8713	0	100
Sync load del	RampStartVvt	2 %	0	0	0	10912	0	100
Sync load del	GCB open level	5 %	0	0	0	8547	0	100
Sync load del	GCB open del	30 s	0	0	0	8548	0	100
Sync load del	Spnc limit	30 s	0	0	0	8657	1	1800. NOT TIMEOUT

Val/PP cdt	AVR/RegChar	NEGATIVE	0	0	9655	0.0	200.0
Val/PP cdt	Voltage gain	30.0 %	0	0	6301	0	100
Val/PP cdt	Voltage Int	20 %	0	0	6720	0	100
Val/PP cdt	PF gain	20.0 %	0	0	8303	0.0	200.0
Val/PP cdt	PF rt	10 %	0	0	8721	0	100
Val/PP cdt	AVR DCoal bias	75.0 %	0	0	6500	0.0	100.0
Val/PP cdt	TauValActual	10.0 s	0	0	10783	1.0	300.0
Force value	Force value 1	0	0	10657	0	0	
Force value	Force value 2	0	0	10668	0	0	
Force value	Force value 3	0	0	10669	0	0	
Force value	Force value 4	0	0	10670	0	0	
Force value	Force value 5	0	0	10671	0	0	
Force value	Force value 6	0	0	10672	0	0	
Force value	Force value 7	0	0	10673	0	0	
Force value	Force value 8	0	0	10674	0	0	
Force value	Force value 9	0	0	10675	0	0	
Force value	Force value 10	0	0	10676	0	0	
Force value	Force value 11	0	0	10677	0	0	
Force value	Force value 12	0	0	10678	0	0	
Force value	Force value 13	0	0	10679	0	0	
Force value	Force value 14	0	0	10680	0	0	
Force value	Force value 15	0	0	10681	0	0	
Force value	Force value 16	0	0	10682	0	0	
Force value	EVVAL1cndM	0 X	0	11006	-32000	32000	
Force value	EVVAL2cndM	0 X	0	11009	-32000	32000	
Force value	EVVAL3cndM	0 X	0	11010	-32000	32000	
Force value	EVVAL4cndM	0 X	0	11011	-32000	32000	
Lead shedding	Ld shed active	DISABLE	0	11001	0	0	
Lead shedding	Ld shed level	90 %	0	8384	80	200	
Lead shedding	Ld shed delay	2.0 s	0	8887	0.0	600.0	
Lead shedding	Ld recon level	80 %	0	8890	0	90	
Lead shedding	Ld recon delay	5 s	0	8893	0	600	
Lead shedding	And/direcon	ENABLED	0	8649	0	0	
Timer settings	TimerChannel 1	OFF	0	10968	0	0	
Timer settings	TimerChannel 2	OFF	0	10970	0	0	
Timer settings	TimerChannel 3	OFF	0	10971	0	0	
Timer settings	TimerChannel 4	OFF	0	10973	0	0	
Timer settings	TimerChannel 5	OFF	0	10974	0	0	
Timer settings	TimerChannel 6	OFF	0	10975	0	0	
Timer settings	TimerChannel 7	OFF	0	10976	0	0	
Timer settings	TimerChannel 8	OFF	0	10977	0	0	
Timer settings	TimerChannel 9	OFF	0	10978	0	0	
Timer settings	TimerChannel 9	OFF	0	10979	0	0	
Timer settings	TimerChannel 10	OFF	0	10980	0	0	
Timer settings	TimerChannel 11	OFF	0	10981	0	0	
Timer settings	TimerChannel 12	OFF	0	10982	0	0	
Timer settings	TimerChannel 13	OFF	0	10983	0	0	
Timer settings	TimerChannel 14	OFF	0	10984	0	0	
Timer settings	TimerChannel 15	OFF	0	10984	0	0	
Timer settings	TimerChannel 16	OFF	0	10985	0	0	
Act calb/SMS	History record	DISABLED	0	10566	0	0	
Act calb/SMS	Alarm only	DISABLED	0	10567	0	0	
Act calb/SMS	Warning	DISABLED	0	8482	0	0	
Act calb/SMS	Oil load	DISABLED	0	8483	0	0	
Act calb/SMS	Bl/Open/CoolDn	DISABLED	0	10568	0	0	
Act calb/SMS	Mans protect	DISABLED	0	10117	0	0	
Act calb/SMS	Slow stop	DISABLED	0	8485	0	0	
Act calb/SMS	Shutdown	DISABLED	0	8484	0	0	
Act calb/SMS	ShutdownCnc	DISABLED	0	11413	0	0	
Act calb/SMS	AcstCH1-Addr	DISABLED	0	9587	0	0	
Act calb/SMS	AcstCH1-Type	DISABLED	0	9584	0	0	
Act calb/SMS	AcstCH2-Addr	DISABLED	0	9595	0	0	
Act calb/SMS	AcstCH2-Type	DISABLED	0	9598	0	0	
Act calb/SMS	AcstCH3-Addr	DISABLED	0	9596	0	0	
Act calb/SMS	AcstCH3-Type	DISABLED	0	9599	0	0	
Act calb/SMS	AcstCH3-Addr	DISABLED	0	24512	1	30	
Act calb/SMS	AcstCH3-Addr	DISABLED	0	24505	1	250	
Act calb/SMS	AcstCH3-Addr	DISABLED	0	11394	1	7	
Act calb/SMS	AcstCH3-Addr	DISABLED	0	11394	1	7	
Time stamp set	Time stamp set	ALWAYS	0	10532	0	0	
Time stamp per	Time stamp per	60 min	0	8978	1	240	
SummerTrunked	SummerTrunked	SUMMER	0	8727	0	0	
Time	Time	17:40:16	0	24554	0	0	
Date/Time	Date/Time	23/07/2008	0	24553	0	0	

Name	Application	Firmware ver.	Date	App. ver.	Ser. num.	File name	ECU type	Module
GP11160	SPM	TG-4T-2.3 R:26.03.2008	23/07/2008	2.3	08031D65	GP11160_B0KVA-SPM_Volvo EDCA_23-Lug-2008.ent	Deutz EMR2	IGS-NT

Type	Number	Name	Protection	Prot. active	Prot. block type	Delay	Function
Binary input	1.	GCB feedback	No protection	Closed	All the time	Standard (0,5s)	GCB feedback
Binary input	2.	MCB feedback	No protection	Closed	All the time	Standard (0,5s)	MCB feedback
Binary input	3.	Emergency Stop	No protection	Closed	All the time	Standard (0,5s)	not Emergency stop
Binary input	4.	Overload	Warning	Closed	RunOnlyBlkDel1	Standard (0,5s)	
Binary input	5.	Low Water Lev.	Shutdown	Closed	All the time	BinInp delay 3	
Binary input	6.	Fuel Reserve	Warning	Closed	All the time	Standard (0,5s)	
Binary input	7.	User Alarm	Shutdown	Closed	RunOnlyBlkDel1	Standard (0,5s)	
Binary input	8.	Sys Start/Stop	No protection	Closed	All the time	Standard (0,5s)	Run start/stop
Binary input	9.	Remote TEST	No protection	Closed	All the time	Standard (0,5s)	Remote TEST
Binary input	10.	Test on Load	No protection	Closed	All the time	Standard (0,5s)	Test on load
Binary input	11.		No protection	Closed	All the time	Standard (0,5s)	
Binary input	12.		No protection	Closed	All the time	Standard (0,5s)	

Type	Number	Source	Name	Inverted
Binary output	1.	Starter	Starbar	No
Binary output	2.	Fuel solenoid	Fuel solenoid	No
Binary output	3.	GCB close/open	GCB close/open	No
Binary output	4.	MCB close/open	MCB close/open	No
Binary output	5.	Common Sd	Common Sd	No
Binary output	6.	Alarm	Alarm	No
Binary output	7.	Morn	Morn	No
Binary output	8.	Not used	Not used	No
Binary output	9.	Not used	Not used	No
Binary output	10.	Not used	Not used	No
Binary output	11.	Not used	Not used	No
Binary output	12.	Not used	Not used	No

Type	Number	Name	Dim	Sensor	Resolution	Sensor range	Protection	Active when	Block type	Bargraph 100%	Function	Offset	Cylinders
Analog input	1.	Oil press	Bar	VDO 10 Bar	0,1	0,0	Wm+Sd	Under limit+Fls	RunOnlyBlkDel3	10,0		0,0	
Analog input	2.	Water temp	°C	VDO 40-120 °C	1	0	Wm+Sd	Over limit+Fls	RunOnlyBlkDel1	150		0	
Analog input	3.	Fuel level	%	Tubolare	1	0	Wm+Sd	Under limit+Fls	All the time	100		0	