



REF. PCS **03.00**

## MODEL | **GBL 30-42D**


- DEUTZ Diesel engine.
- Oil cooling system with radiator.
- Internal residential muffler.
- Central lifting point.
- Easy to move with hand pallet truck.
- Complete with engine and battery liquids.
- Oil drain pipe with cap.
- Optional kit with hydraulic lighting tower completed site trailer.




MODEL		GBL30D	GBL42D	
CODE		SB290TDA	SB390TDA	
TECHNICAL FEATURES	PRIME POWER PRP	kVA (kW)	29,0 (23,2)	39,3 (31,4)
	EMERGENCY POWER LTP	kVA (kW)	30,0 (24,0)	41,2 (33,0)
	Voltage	Volt	400/231	400/231
	Frequency	Hz	50	50
	Power factor	Cos φ	0,8	0,8
	Tank capacity	Litres	51	51
	Autonomy (100% load PRP)	h	7,2	5,4
	Acoustic power	LWA	92	92
	Acoustic pressure at 7m	dB(A)	67	67
	Dimensions (LxWxH)	mm	2.000 x 920 x 1.300	2.000 x 920 x 1.300
	Weight	kg	916	918
	<b>DIESEL ENGINE</b>	<b>DEUTZ</b>	<b>F4M 2011</b>	<b>BF4M 2011</b>
	Cooling system	Type	Oil with radiator	Oil with radiator
	Speed	r.p.m.	1.500	1.500
	Displacement	c.c.	3.110	3.110
	Cylinders and disposition	n° disp.	4 L	4 L
	Aspiration	Type	Natural	Turbo
	Engine power PRP	kWm	27,6	36,4
	Fuel consumption (100% load)	l/h	7,1	9,4
	Specific consumption PRP	g/kWh	219	217
Engine governor (standard)	Type	Mechanical	Mechanical	
Electrical system (DC)	Volt	12	12	
<b>ALTERNATOR (1)</b>	<b>STAMFORD</b>	<b>BCI 184 F</b>	<b>BCI 184 J</b>	
Insulation	Class	H	H	
Mechanical degree of protection	Type	IP23	IP23	
Voltage regulation	Type (%)	Electronic (± 1,5)	Electronic (± 1,5)	


(1) Depending on availability, MeccAlte alternator could be installed as variant, models ECO28 VL and ECO32 3S respectively (featuring IP21 and ±1% voltage regulation)

TECHNICAL CHARACTERISTICS LISTED ARE NOT INCLUSIVE OF ANY PRODUCT CUSTOMIZATIONS AND THE PRODUCER RESERVES THE RIGHT TO MODIFY THEM FOR INNOVATIONS WITHOUT PRIOR NOTICE

MANUAL CONTROL PANEL (MCP)		GBL30D	GBL42D
MANUAL CONTROL PANEL (MCP)	 <p>Manual control panel, mounted on the genset and complete of: instrumentation, protection and sockets.</p>	<b>Instrumentation (analogue)</b> <ul style="list-style-type: none"> <li>• Voltmeter.</li> <li>• Ammeter.</li> <li>• Hours-meter.</li> </ul>	
		<b>Commands and others</b> <ul style="list-style-type: none"> <li>• Start and stop selector switch with key</li> <li>• Emergency stop button</li> </ul>	
		<b>Protections with alarm</b> <ul style="list-style-type: none"> <li>• Engine protection: battery charger failure, low oil pressure, high engine temperature.</li> </ul>	
		<b>Protections with shutdown</b> <ul style="list-style-type: none"> <li>• Engine protection: battery charger failure, low oil pressure, high engine temperature.</li> <li>• Circuit breaker protection: IV poles.</li> <li>• Differential protection.</li> </ul>	
		<b>Output sockets</b>	1 x 400V/63A 3P+N+T CE. 1 x 400V/32A 3P+N+T CE. 1 x 230V/16A 2P+T CE. 1 x 230V/16A 2P+T CE. 1 x 230V/16A SCHUKO.

TECHNICAL CHARACTERISTICS LISTED ARE NOT INCLUSIVE OF ANY PRODUCT CUSTOMIZATIONS AND THE PRODUCER RESERVES THE RIGHT TO MODIFY THEM FOR INNOVATIONS WITHOUT PRIOR NOTICE


AUTOMATIC CONTROL PANEL (ACP)		GBL30D	GBL42D
 <p>Automatic control panel mounted on the genset, complete with digital control unit <b>AC02</b> for monitoring, control and protection of the generating set.</p>	<b>Digital instrumentation</b> through AC02 control unit.	<ul style="list-style-type: none"> <li>• Generating set voltage.</li> <li>• Generating set frequency.</li> <li>• Generator set current.</li> <li>• Battery voltage.</li> <li>• Hours-counter.</li> <li>• Mains voltage.</li> </ul>	
	<b>Commands and others</b>	<ul style="list-style-type: none"> <li>• Selector switch with six positions: Automatic test - Automatic starting - Engine locked - Mains contactor forced - Manual starting - Genset contactor forced.</li> <li>• Push-buttons: start/stop, up/down selection, reset.</li> <li>• Emergency stop button.</li> <li>• Remote starting availability.</li> <li>• Automatic battery charger.</li> </ul>	
	<b>Protections with alarm</b>	<ul style="list-style-type: none"> <li>• Engine protection: low oil pressure, high engine temperature.</li> <li>• Genset protection: under/over voltage, overload, battery charger failure, battery voltage out of limits, under/over frequency, start failure.</li> </ul>	
	<b>Protections with shutdown</b>	<ul style="list-style-type: none"> <li>• Engine protection: low oil pressure, high engine temperature.</li> <li>• Genset protection: under/over voltage, overload, battery charger failure, battery voltage out of limits, under/over frequency, start failure.</li> <li>• Circuit breaker protection: IV poles.</li> <li>• Differential protection.</li> </ul>	
	<b>Output and sockets</b>	• Plinth row for connection from ACP to LTS panel.	
		1 x 400V/63A 3P+N+T CE	1 x 400V/63A 3P+N+T CE



AUTOMATIC CONTROL PANEL (AMF)		GBL30D	GBL42D
 <p>Automatic control panel for automatic starting by Mains failure. Delivered loose from the genset, and complete with digital control unit <b>AC02</b> for monitoring, control and protection of the generating set.</p>	<b>Digital instrumentation</b> through AC02 control unit.	<ul style="list-style-type: none"> <li>• Generating set voltage.</li> <li>• Generating set frequency.</li> <li>• Generator set current.</li> <li>• Battery voltage.</li> <li>• Hours-counter.</li> <li>• Mains voltage.</li> </ul>	
	<b>Commands and others</b>	<ul style="list-style-type: none"> <li>• Selector switch with six positions: Automatic test - Automatic starting - Engine locked - Mains contactor forced - Manual starting - Genset contactor forced.</li> <li>• Push-buttons: start/stop, up/down selection, reset.</li> <li>• Emergency stop button.</li> <li>• Remote starting availability.</li> <li>• Automatic battery charger.</li> <li>• Acoustic alarm.</li> </ul>	
	<b>Change over contactors Mains/Genset</b>	IV poles - 45A.	IV poles - 60A.
	<b>Protections with alarm</b>	<ul style="list-style-type: none"> <li>• Engine protection: low oil pressure, high engine temperature.</li> <li>• Genset protection: under/over voltage, overload, battery charger failure, battery voltage out of limits, under/over frequency, start failure.</li> </ul>	
	<b>Protections with shutdown</b>	<ul style="list-style-type: none"> <li>• Engine protection: low oil pressure, high engine temperature.</li> <li>• Genset protection: under/over voltage, overload, battery charger failure, battery voltage out of limits, under/over frequency, start failure.</li> </ul>	
	<b>Output</b>	<ul style="list-style-type: none"> <li>• Plinth row for connection from pre-wired panel (mounted on the genset) to AMF panel.</li> <li>• Power cables connected to terminals board (internal).</li> </ul>	

**GENSET SUPPLEMENTS (ONLY AVAILABLE WHEN ORDERED)**

GENSET SUPPLEMENTS	
	DCC: DIFFERENT CANOPY COLOUR.
	EEG: ENGINE ELECTRONIC GOVERNOR.
	PHS: COOLANT PREHEATING SYSTEM.

**ACCESSORIES**

LOAD TRANSFER SWITCH PANEL		GBL30D	GBL42D
 <p>Load transfer switch panel built in a metal cabinet and supplied loose from the genset.</p>	<b>Change over contactors</b>	IV poles - 45A	IV poles - 60A
	<b>Connections</b>	<ul style="list-style-type: none"> <li>• Plinth row for connection from ACP to LTS panel.</li> <li>• Terminals board for power cables connection (Genset-Mains-Load).</li> </ul>	
	<b>Protections</b>	<ul style="list-style-type: none"> <li>• Contactors mechanically and electrically interlocked.</li> <li>• Emergency stop button.</li> </ul>	
	Automatic control panel + LTS panel measures the Mains voltage and starts automatically the genset within few seconds in case of Mains failure. It transfers immediately the load again to the genset when the Mains voltage returns within the rated values.		

ACCESSORIES	<p>● <b>STR: SITE TRAILER.</b> Single axle.</p>	
	<p>● <b>RTR: ROAD TRAILER (only for Spanish market).</b> Single axle.</p>	
	<p>● <b>HLT: HYDRAULIC LIGHTING TOWER COMPLETE WITH SITE TRAILER.</b>                  It can be supplied with two different types of lights:                  • Lights of quartz-iode halogen (6 x 1.500W) IP55. Lighting capacity: 200.000 lumen approx.                  • Lights of metal halide (6 x 400W) IP55. Lighting capacity: 200.000 lumen approx.                  It is also equipped with 0,55kW electric motor, control panel (with circuit breaker protection) and hydraulic device to control the 9m extensible tower.</p>	