



REF. GDS **02.01**


MODEL | **GBW15-22 P**


- PERKINS Diesel engine.
- Water cooling system.
- Industrial muffler.
- Set easy to be transported with hand pallet truck.
- Central lifting point.
- Complete with engine and battery liquids.
- Oil draining pipe with cap.




MODEL		GBW15P	GBW22P	
CODE		SH130TPA	SH200TPA	
TECHNICAL FEATURES	PRIME POWER PRP	kVA (kW)	12,7 (10,2)	19,0 (15,2)
	EMERGENCY POWER LTP	kVA (kW)	13,8 (11,0)	20,1 (16,1)
	Voltage	Volt	400/230	400/230
	Frequency	Hz	50	50
	Power factor	Cos φ	0,8	0,8
	Fuel capacity	Litres	51	51
	Autonomy (100% load PRP)	h	14,0	10,0
	Dimensions (LxWxH)	mm	1.600x870x1.000	1.600x870x1.000
	Weight	kg	450	480
	DIESEL ENGINE	PERKINS	403C-15G	404C-22G
	Cooling system	Type	Water	Water
	Speed	rpm	1.500	1.500
	Displacement	c.c.	1.496	2.216
	Cylinders and disposition	n° disp.	3 L	4 L
	Aspiration	Type	Natural	Natural
	Engine power PRP	kWm	12,0	18,4
	Fuel consumption (100% load)	l/h	3,6	5,1
	Specific consumption PRP	g/kWh	254	243
	Engine governor (standard)	Type	Mechanical	Mechanical
	ALTERNATOR	LINZ	E1S 13M/4 - 13kVA	E1S 13M/4 - 19kVA
Insulation	Class	H	H	
Mechanical degree protection	Type	IP21	IP21	
Voltage regulation	Type	Compound	Compound	


TECHNICAL CHARACTERISTICS NOT IMPREGNATIVE RESERVATION OF MODIFICATIONS FOR INNOVATION OF THE PRODUCT

MANUAL CONTROL PANEL (MCP)		GBW15P	GBW22P
MANUAL CONTROL PANEL (MCP)	 <p>Manual control panel, mounted on the genset and complete of: instrumentation, control, protection and sockets.</p>	Instrumentation (analogue)	<ul style="list-style-type: none"> • Voltmeter. • Hours-counter. • Ammeter.
		Commands	<ul style="list-style-type: none"> • Start selector switch with key: OFF - ON* - START. • Emergency stop button.
		Protections with alarm	<ul style="list-style-type: none"> • Engine protection: battery charger failure, low oil pressure, high engine temperature.
		Protections with shut down	<ul style="list-style-type: none"> • Engine protection: battery charger failure, low oil pressure, high engine temperature. • Circuit breaker protection: IV poles. • Differential protection.
		Output sockets	1 x 400V/32A 3P+N+T CE. 1 x 400V/16A 3P+N+T CE. 2 x 230V/16A 2P+T CE. 1 x Schuko 230V/16A.
<p>ON*: when selected this position, the system will take some seconds for air preheating by means of a glow plug. The preheating period is lighted by the proper led on the engine protection unit.</p>			


AUTOMATIC CONTROL PANEL (ACP)		GBW15P	GBW22P
 <p>Automatic control panel mounted on the genset, complete with digital control unit AC02 for monitoring, control and protection of the generating set.</p>	Instrumentation (analogue)	<ul style="list-style-type: none"> • Generating set voltage. • Generating set frequency. • Generator set current. • Battery voltage. • Hours-counter. • Mains voltage. 	
	Commands and others	<ul style="list-style-type: none"> • Selector switch with six positions: Automatic test - Automatic starting - Engine locked - Mains contactor forced - Manual starting * - Genset contactor forced. • Push-buttons: start/stop, up/down selection, reset. • Emergency stop button. • Remote starting availability. • Automatic battery charger. 	
	Protections with alarm	<ul style="list-style-type: none"> • Engine protection: low oil pressure, high engine temperature. • Genset protection: under/over voltage, overload, battery charger failure, battery voltage out of limits, under/over frequency, start failure. 	
	Protections with shutdown	<ul style="list-style-type: none"> • Engine protection: low oil pressure, high engine temperature. • Genset protection: under/over voltage, overload, battery charger failure, battery voltage out of limits, under/over frequency, start failure. • Circuit breaker protection: IV poles. • Differential protection. 	
	Output and sockets	<ul style="list-style-type: none"> • Plinth row for connection from ACP to LTS panel. 1 x 400V/32A 3P+N+T CE	
<p>* Manual Starting: the preheating period begins automatically when this position is selected. It is necessary to select again this position to enable one more time the preheating period.</p>			

AUTOMATIC CONTROL PANEL (AMF)		GBW15P	GBW22P
 <p>Automatic control panel for automatic starting by Mains failure. Delivered loose from the genset, and complete with digital control unit AC02 for monitoring, control and protection of the generating set.</p>	Digital instrumentation through AC02 control unit.	<ul style="list-style-type: none"> • Generating set voltage. • Generating set frequency. • Generator set current. • Battery voltage. • Hours-counter. • Mains voltage. 	
	Commands and others	<ul style="list-style-type: none"> • Selector switch with six positions: Automatic test - Automatic starting - Engine locked - Mains contactor forced - Manual starting* - Genset contactor forced. • Push-buttons: start/stop, up/down selection, reset. • Emergency stop button. • Remote starting availability. • Automatic battery charger. • Acoustic alarm. 	
	Change over contactors Mains/Genset	IV poles - 20A.	IV poles - 32A.
	Protections with alarm	<ul style="list-style-type: none"> • Engine protection: low oil pressure, high engine temperature. • Genset protection: under/over voltage, overload, battery charger failure, battery voltage out of limits, under/over frequency, start failure. 	
	Protections with shutdown	<ul style="list-style-type: none"> • Engine protection: low oil pressure, high engine temperature. • Genset protection: under/over voltage, overload, battery charger failure, battery voltage out of limits, under/over frequency, start failure. 	
	Power output	<ul style="list-style-type: none"> • Plinth row for connection from pre-wired panel (mounted on the genset) to AMF panel. • Power cables connected to terminals board (internal). 	
<p>* Manual Starting: the preheating period begins automatically when this position is selected. It is necessary to select again this position to enable one more time the preheating period.</p>			


GENSET SUPPLEMENTS (ONLY AVAILABLE WHEN ORDERED)

 PHS: PREHEATING SYSTEM. Only available for automatic version.
--

CONTROL PANEL SUPPLEMENTS (ONLY AVAILABLE WHEN ORDERED)

 RSS: REMOTE CONTROL. Not available for MCP panel. Standard on automatic versions.
--

ACCESSORIES

LOAD TRANSFER SWITCH PANEL.		GBW15P	GBW22P
 <p>Load transfer switch panel built in a metal cabinet and supplied loose from the genset.</p>	Change over contactors	IV poles - 20A.	IV poles 32A.
	Connections	<ul style="list-style-type: none"> • Plinth row for connection from ACP to LTS panel. • Terminals board for power cables connection (Genset-Mains-Load). 	
	Protections	<ul style="list-style-type: none"> • Contactors mechanically and electrically interlocked. • Emergency stop button. 	
<p>Automatic control panel + LTS panel measures the Mains voltage and starts automatically the genset within few seconds in case of Mains failure. It transfers immediately the load again to the genset when the Mains voltage returns within the rated values.</p>			