



REF. PCS **25.00**


MODEL | GBW30-45 Yanmar


- New YANMAR diesel engine.
- STAMFORD synchronous alternator.
- Water cooling system.
- Central lifting point (lifting eye).
- Residential exhaust silencer.
- Set easily transportable with hand pallet truck.
- Complete with engine and battery liquids.




MODEL		GBW30Y	GBW45Y	
CODE		SB330TYA	SB450TPA	
TECHNICAL FEATURES	PRIME POWER PRP	kVA (kW)	32,5 (26,0)	44,0 (35,2)
	EMERGENCY POWER LTP	kVA (kW)	33,0 (26,4)	45,0 (36,0)
	Voltage	Volt	400/231	400/231
	Frequency	Hz	50	50
	Power factor	Cos φ	0,8	0,8
	Tank capacity	Litres	51	51
	Autonomy (100% load PRP)	h	6,3	4,4
	Acoustic power	LWA	92	92
	Acoustic pressure at 7m	dB(A)	67	67
	Dimensions (LxWxH)	mm	2.000 x 920 x 1.300	2.000 x 920 x 1.300
	Weight	kg	810	879
	DIESEL ENGINE	Yanmar	4TNV98	4TNV98T
	Cooling system	Type	Water	Water
	Speed	r.p.m.	1.500	1.500
	Displacement	c.c.	3.319	3.319
	Cylinders and disposition	n° disp.	4 L	4 L
	Aspiration	Type	Natural	Turbo
	Power (net) - PRP	kWm	34	41
	Fuel consumption (100% load)	l/h	8,1	11,6
	Specific consumption PRP	g/kWh	224	238
Electric circuit	VDC	12	12	
Engine governor (standard)	Type	Mechanical	Mechanical	
ALTERNATOR	STAMFORD	BCI 184 G	BCI 184 J	
Insulation	Class	H	H	
IP degree of protection	Type	IP23	IP23	
Voltage regulation	Type	Electronic	Electronic	



TECHNICAL CHARACTERISTICS NOT IMPREGNATIVE RESERVATION OF MODIFICATIONS FOR INNOVATION OF THE PRODUCT

MANUAL CONTROL PANEL (MCP)		GBW30Y	GBW45Y
MANUAL CONTROL PANEL (MCP)			
	Instrumentation (analogue)	<ul style="list-style-type: none"> • Voltmeter. • Ammeter. • Hours-meter. 	
	Commands and others	<ul style="list-style-type: none"> • Start and stop selector switch with key: OFF - ON* - START. • Emergency stop button. 	
	Protections with alarm	<ul style="list-style-type: none"> • Engine protection: battery charger failure, low oil pressure, high engine temperature. 	
	Protections with shutdown	<ul style="list-style-type: none"> • Engine protection: battery charger failure, low oil pressure, high engine temperature. • Circuit breaker protection: III poles. • Differential protection. 	
Output sockets		<ul style="list-style-type: none"> 1 x 400V/63A 3P+N+T CE. 1 x 400V/32A 3P+N+T CE. 1 x 230V/16A 2P+T CE. 1 x 230V/16A 2P+T CE. 1 x 230V/16A SCHUKO. 	<ul style="list-style-type: none"> 1 x 400V/63A 3P+N+T CE. 1 x 400V/32A 3P+N+T CE. 1 x 230V/16A 2P+T CE. 1 x 230V/16A 2P+T CE. 1 x 230V/16A SCHUKO.
<p>ON*: when selected this position, the system will take some seconds for air preheating by means of a glow plug. The preheating period is light by the proper led on the engine protection unit.</p>			


AUTOMATIC CONTROL PANEL (ACP)		GBW30Y	GBW45Y
 <p>AUTOMATIC CONTROL PANEL (ACP)</p> <p>Automatic control panel mounted on the genset, complete with digital control unit AC02 for monitoring, control and protection of the generating set.</p>	<p>Digital instrumentation through AC02 control unit.</p>	<ul style="list-style-type: none"> Generating set voltage. Generating set frequency. Generator set current. Battery voltage. Hours-counter. Mains voltage. 	
	<p>Commands and others</p>	<ul style="list-style-type: none"> Selector switch with six positions: Automatic test - Automatic starting - Engine locked - Mains contactor forced - * Manual starting - Genset contactor forced. Push-buttons: start/stop, up/down selection, reset. Emergency stop button. Remote starting availability. Automatic battery charger. 	
	<p>Protections with alarm</p>	<ul style="list-style-type: none"> Engine protection: low oil pressure, high engine temperature. Genset protection: under/over voltage, overload, battery charger failure, battery voltage out of limits, under/over frequency, start failure. 	
	<p>Protections with shutdown</p>	<ul style="list-style-type: none"> Engine protection: low oil pressure, high engine temperature. Genset protection: under/over voltage, overload, battery charger failure, battery voltage out of limits, under/over frequency, start failure. Circuit breaker protection: III poles. Differential protection. 	
	<p>Output and sockets</p>	<ul style="list-style-type: none"> Plinth row for connection from ACP to LTS panel. 	
		1 x 400V/63A 3P+N+T CE	1 x 400V/63A 3P+N+T CE
<p>* Manual Starting: the preheating period begins automatically when this position is selected. It is necessary to select again this position to enable one more time the preheating period.</p>			

AUTOMATIC CONTROL PANEL (AMF)		GBW30Y	GBW45Y
 <p>AUTOMATIC CONTROL PANEL (AMF)</p> <p>Automatic control panel for automatic starting by Mains failure. Delivered loose from the genset, and complete with digital control unit AC02 for monitoring, control and protection of the generating set.</p>	<p>Digital instrumentation through AC02 control unit.</p>	<ul style="list-style-type: none"> Generating set voltage. Generating set frequency. Generator set current. Battery voltage. Hours-counter. Mains voltage. 	
	<p>Commands and others</p>	<ul style="list-style-type: none"> Selector switch with six positions: Automatic test - Automatic starting - Engine locked - Mains contactor forced - * Manual starting - Genset contactor forced. Push-buttons: start/stop, up/down selection, reset. Emergency stop button. Remote starting availability. Automatic battery charger. Acoustic alarm. 	
	<p>Change over contactors Mains/Genset</p>	<p>IV poles - 45A.</p>	<p>IV poles - 90A.</p>
	<p>Protections with alarm</p>	<ul style="list-style-type: none"> Engine protection: low oil pressure, high engine temperature. Genset protection: under/over voltage, overload, battery charger failure, battery voltage out of limits, under/over frequency, start failure. 	
	<p>Protections with shutdown</p>	<ul style="list-style-type: none"> Engine protection: low oil pressure, high engine temperature. Genset protection: under/over voltage, overload, battery charger failure, battery voltage out of limits, under/over frequency, start failure. 	
	<p>Output</p>	<ul style="list-style-type: none"> Plinth row for connection from pre-wired panel (mounted on the genset) to AMF panel. Power cables connected to terminals board (internal). 	
<p>* Manual Starting: the preheating period begins automatically when this position is selected. It is necessary to select again this position to enable one more time the preheating period.</p>			



GENSET SUPPLEMENTS (ONLY AVAILABLE WHEN ORDERED)

SUPPLEMENTS	
	DCC: DIFFERENT CANOPY COLOUR.
	PHS: COOLANT PREHEATING SYSTEM.

ACCESSORIES

LOAD TRANSFER SWITCH PANEL.		GBW30Y	GBW45Y
 <p>ACCESSORIES</p> <p>Load transfer switch panel built in a metal cabinet and supplied loose from the genset.</p>	<p>Change over contactors</p>	<p>IV poles - 45A</p>	<p>IV poles - 90A</p>
	<p>Connections</p>	<ul style="list-style-type: none"> Plinth row for connection from ACP to LTS panel. Terminals board for power cables connection (Genset-Mains-Load). 	
	<p>Protections</p>	<ul style="list-style-type: none"> Contactors mechanically and electrically interlocked. Emergency stop button. 	
<p>Automatic control panel + LTS panel measures the Mains voltage and starts automatically the genset within few seconds in case of Mains failure. It transfers immediately the load again to the genset when the Mains voltage returns within the rated values.</p>			

TECHNICAL CHARACTERISTICS NOT IMPREGNATIVE RESERVATION OF MODIFICATIONS FOR INNOVATION OF THE PRODUCT

ACCESSORIES	<ul style="list-style-type: none"> ● STR: SITE TRAILER. Single axle. 	
	<ul style="list-style-type: none"> ● RTR: ROAD TRAILER (only for Spanish market). Single axle. 	
	<ul style="list-style-type: none"> ● HLT: HYDRAULIC LIGHTING TOWER COMPLETE WITH SITE TRAILER. It can be supplied with two different types of lights: <ul style="list-style-type: none"> • Lights of quartz-iodine halogen (6 x 1.500W) IP55. Lighting capacity: 200.000 lumen approx. • Lights of metal halide (6 x 400W) IP55. Lighting capacity: 200.000 lumen approx. It is also equipped with 0,55kW electric motor, control panel (with circuit breaker protection) and hydraulic device to control the 9m extensible tower. 	