




MODEL | GPW1290 - 2030

- MITSUBISHI Diesel engine.
- Water cooling system.
- AIR-TO-AIR Intercooler (engine Series PTAA).
- Aftercooled (engine Series PTA).
- Industrial mufflers with flexible compensators.
- Manual pump oil draining pipe.
- Automatic control panel mounted on the genset.
- Main circuit breaker mounted on the genset.



MODEL CODE		GPW1290	GPW1390	GPW1720	GPW1900	GPW2030
		TBA	TBA	TBA	TBA	TBA
PRIME POWER PRP	kVA (kWe)	1.291 (1.033)	1.386 (1.109)	1.720 (1.376)	1.898 (1.518)	2.027 (1.622)
STANDBY POWER LTP	kVA (kWe)	1.390 (1.112)	1.500 (1.200)	1.770 (1.416)	2.035 (1.628)	2.230 (1.784)
Voltage (three phases)	Volt	400/231	400/231	400/231	400/231	400/231
Frequency	Hz	50	50	50	50	50
Power factor	Cos φ	0,8	0,8	0,8	0,8	0,8
Fuel capacity	Litres	120	120	120	120	120
Autonomy (100% load PRP)	h	0,45	0,42	0,35	0,30	0,29
Dimensions (LxWxH)	mm	TBA	TBA	TBA	TBA	TBA
Weight	kg	TBA	TBA	TBA	TBA	TBA
DIESEL ENGINE	MITSUBISHI	S12R-PTA	S12R-PTA2	S16R-PTA	S16R-PTA2	S16R-PTAA2
Cooling system	Type	Water	Water	Water	Water	Water
Speed	r.p.m.	1.500	1.500	1.500	1.500	1.500
Displacement	c.c.	49.030	49.030	65.370	65.370	65.370
Cylinders and disposition	n° disp.	12 V	12 V	16 V	16 V	16 V
Aspiration	Type	Turbocharged Aftercooled	Turbocharged Aftercooled	Turbocharged Aftercooled	Turbocharged Aftercooled	Turbocharged CAC
Net engine power PRP (with fan)	kWm	1.080	1.165	1.450	1.600	1.684
Net engine power LTP (with fan)	kWm	1.190	1.285	1.590	1.760	1.895
Fuel consumption (100% load)	l/h	266	286	347	398	411
Engine governor (standard)	Type	Electronic	Electronic	Electronic	Electronic	Electronic
ALTERNATOR	STAMFORD / MECC ALTE	ECO 43 2LN/4	ECO43 2LN/4	PI 734 D	ECO 46 2S/4	ECO 46 1L/4
Insulation	Class	H	H	H	H	H
Mechanical degree of protection	Type	IP21	IP21	IP23	IP21	IP21
Voltage regulation	Type	Electronic	Electronic	Electronic	Electronic	Electronic
Sustained short circuit current	Icc / Time	3 x In / 20 sec.	3 x In / 20 sec.	3 x In / 10 sec.	3 x In / 20 sec.	3 x In / 20 sec.

AUTOMATIC/MANUAL CONTROL PANEL (ACP)		GPW1290	GPW1390	GPW1720	GPW1900	GPW2030
 <p>Automatic control panel mounted on the genset, complete with digital control unit DST4600A for monitoring, control and protection of the generating set.</p> 	Digital instrumentation through DST4600A control unit.	<ul style="list-style-type: none"> • Generating set voltage (3 phases). • Mains voltage. • Generating set frequency. • Generating set current (3 phases). • Battery voltage. • Active power (kW). • Reactive power (kVar). • Apparent power (kVA). • Power factor (cos φ). • Start-counter. • Active energy counter (kWh) no fiscal. • Hours-counter. • Oil pressure (<i>optional</i>). • Engine coolant temperature (<i>optional</i>). 				
	Commands and others	<ul style="list-style-type: none"> • Key operated mode selector switch: Automatic starting - Manual starting - Program - OFF/RESET - Test. • Engine start push button. • Engine stop push button. • Emergency stop push button. • Acoustic alarm silencing push button. • UP/DOWN push button for display selection. 				
	Auxiliary services	<ul style="list-style-type: none"> • Automatic battery charger. • Engine coolant preheating system power supply (single phase). • Acoustic alarm. • Programmable periodic test. • Genset report. 				
	Protections without shutdown	Battery failure (maximum/minimum voltage), pre-alarm for low oil pressure, pre-alarm for high engine coolant temperature.				
	Protections with shutdown	High engine coolant temperature, low oil pressure, overspeed (derived from generator frequency), engine over-crank, generator overload (derived from external contact of MCB), fuel reserve with delayed shutdown, no fuel, emergency stop.				
	Alarms shown on display	Belts failure, overload and short circuit (electronic protection), running under conditions not reached, generator under voltage, generator over voltage, generator under frequency, generator over frequency, maximum power, free alarm (w/o shutdown), power reverse, closing of Mains contactor or genset contactor failed, stop failure.				

MAIN CIRCUIT BREAKER PANEL		GPW1290	GPW1390	GPW1720	GPW1900	GPW2030
MAIN CIRCUIT BREAKER PANEL	Nominal current (In)	2000A	2500A	2500A	3200A	3200A
	Main features	<ul style="list-style-type: none"> • Number of poles: III poles. • Type of construction: fix moulded case. • Operating type: automatic. • Use category (EN60947-2): Curve B. • Current transformers and tripping coil. • Electronic protection by interchangeable relays for maximum current against overloads and short-circuits for alternate current. • Rated service voltage (Ue) 50/60Hz: 690V. 				
		<p>Supplied in a separate panel (made of steel sheets) for mounting on the baseframe. It protects the generator against overloads (thermal section) and short circuits (magnetic section).</p>				



GENSET SUPPLEMENTS (ONLY AVAILABLE WHEN ORDERED)

GS	☑ EFO: EXTENDED CAPACITY ON BASE FUEL TANK.
	☑ DPP: DIFFERENTIAL PROTECTION.
	☑ AFP: AUTOMATIC REFUELING SYSTEM.
	☑ RES: RESIDENTIAL SILENCER.
	☑ PHS: COOLANT PREHEATING SYSTEM. It is absolutely necessary for starting under ambient conditions < +10°C.

CONTROL PANEL SUPPLEMENTS (ONLY AVAILABLE WHEN ORDERED)

CPS	☑ TIF: IV POLES CIRCUIT BREAKER INSTEAD OF III POLES.
-----	---

ACCESSORIES

LOAD TRANSFER SWITCH PANEL		GPW1290	GPW1390	GPW1720	GPW1900	GPW2030
ACCESSORIES	Motorized change over contactors	IV poles - 2000A	IV poles - 2500A		IV poles - 3150A	
	Commands	<ul style="list-style-type: none"> • Motorized contactors integrated into Sircover (SOCOME) device. • 3 positions selector switch, placed on the front of the panel, which allows selecting manually the following positions: <ul style="list-style-type: none"> ⇒ AUTO: operating mode based on the automatic logic control DST4600A. ⇒ MAINS: Mains power supply forcement. ⇒ GENSET: Genset power supply forcement. • Manual pulley, placed on the own change over contactors, for emergency load transfer. 				
	Connections	<ul style="list-style-type: none"> • Plinth row for connection from MCB (main circuit breaker) to LTS panel. • Terminals board for power cables connection (GENSET - MAINS - LOAD). 				
	Protections	<ul style="list-style-type: none"> • Mechanically and electrically interlocked. • 2 visual LED's to show the contactors position: MAINS - GENSET. • Mechanical degree of protection: IP40 (external) and IP20 (internal). 				
	  <p>Load transfer switch panel built in a metal cabinet and supplied loose from the genset.</p>	<p>Automatic control panel + LTS panel measures the Mains voltage and starts automatically the genset within few seconds to supply load in case of Mains failure. It transfers immediately the load back to the Mains when its voltage returns within the rated values.</p> 