



REF. GDS **17.00**

MODEL | **GSA65D**

- DEUTZ diesel engine.
- Water cooling system.
- Internal residential muffler.
- Central lifting point.
- Baseframe capable to be moved with hand pallet truck.
- Complete with engine and battery liquids.
- Manual pump oil draining pipe.





MODEL		GSA65D		
CODE		SC600TDA		
TECHNICAL FEATURES	PRIME POWER PRP	kVA (kW)	61,0 (48,8)	
	EMERGENCY POWER LTP	kVA (kW)	62,1 (49,7)	
	Voltage	Volt	400/231	
	Frequency	Hz	50	
	Power factor	Cos φ	0,8	
	Fuel capacity	Litres	105	
	Autonomy (100% load PRP)	h	7,5	
	Acoustic power	LWA	97	
	Acoustic pressure at 7m	dB(A)	72	
	Dimensions (LxWxH)	mm	2.600 x 1.150 x 1.680	
	Weight	kg	1.310	
	DIESEL ENGINE	DEUTZ	F6L 912 GEN	
	Cooling system	Type	Air	
	Speed	rpm	1.500	
	Displacement	c.c.	5.650	
	Cylinders and disposition	n° disp.	6 L	
	Aspiration	Type	Natural	
	Engine power PRP	kWm	55,0	
	Fuel consumption (100% load)	l/h	14,0	
	Specific consumption PRP	g/kWh	214	
	Engine governor (standard)	Type	Mechanical	
	ALTERNATOR	STAMFORD	UCI 224 E	
	Insulation	Class	H	
	Mechanical degree of protection	Type	IP23	
Voltage regulation	Type	Electronic		

TECHNICAL CHARACTERISTICS NOT IMPEGNATIVE RESERVATION OF MODIFICATIONS FOR INNOVATION OF THE PRODUCT

MANUAL CONTROL PANEL (MCP)		GSA65D	
MANUAL CONTROL PANEL (MCP)	<p>Manual control panel mounted on the genset, complete with digital control unit BE23 for monitoring, control and protection of the generating set.</p>	Digital instrumentation through BE23 control unit.	<ul style="list-style-type: none"> • Generating set voltage (3 phases). • Generating set frequency. • Generating set current (3 phases). • Battery voltage. • Power (kVA - kW - kVA_r). • Power factor Cos φ. • Hours-counter. • Fuel level (%).
		Commands and others	<ul style="list-style-type: none"> • DC supply selector switch. • Push-buttons: start/stop. • Emergency stop button. • Remote starting availability.
		Protections with alarm	<ul style="list-style-type: none"> • Engine protections: low fuel level, low oil pressure, high engine temperature. • Genset protections: over-frequency, battery voltage out of limits.
		Protections with shutdown	<ul style="list-style-type: none"> • Engine protections: low fuel level, low oil pressure, high engine temperature. • Genset protections: under/over voltage, over-load, under/over frequency, under/over battery voltage. • Circuit breaker protection: III poles. • Differential protection.
		Output	<ul style="list-style-type: none"> • Power cables connection directly from circuit breaker.

TECHNICAL CHARACTERISTICS NOT IMPREGNATIVE RESERVATION OF MODIFICATIONS FOR INNOVATION OF THE PRODUCT


AUTOMATIC CONTROL PANEL (ACP)		GSA65D	
 <p>Automatic control panel mounted on the genset, complete with digital control unit ACO1 for monitoring, control and protection of the generating set.</p>	<p>Digital instrumentation through ACO1 control unit.</p>	<ul style="list-style-type: none"> • Generating set voltage (3 phases). • Mains voltage. • Generating set frequency. • Generating set current (3 phases). • Battery voltage. • Power (kVA - kW - kVA_r). • Power factor Cos φ. • Hours-counter. • Engine speed r.p.m. • Fuel level (%). 	
	<p>Commands and others</p>	<ul style="list-style-type: none"> • Selector switch with six positions: Automatic test - Automatic starting - Engine locked - Mains contactor forced - Manual starting - Genset contactor forced. • Push-buttons: start/stop, up/down selection, reset. • Emergency stop button. • Remote starting availability. • Acoustic alarm. • Automatic battery charger. 	
	<p>Protections with alarm</p>	<ul style="list-style-type: none"> • Engine protections: low fuel level, low oil pressure, high engine temperature. • Genset protections: under/over voltage, overload, under/over frequency, starting failure, under/over battery voltage, battery charger failure. 	
	<p>Protections with shutdown</p>	<ul style="list-style-type: none"> • Engine protections: low fuel level, low oil pressure, high engine temperature, • Genset protection: under/over voltage, overload, under/over battery voltage, battery charger failure. • Circuit breaker protection: III poles. • Differential protection. 	
	<p>Output</p>	<ul style="list-style-type: none"> • Plinth row for connection from ACP to LTS panel. • Power cables connection directly from circuit breaker. 	

AUTOMATIC CONTROL PANEL (AMF)		GSA65D	
 <p>Automatic control panel for automatic starting by Mains failure. Delivered loose from the genset, and complete with digital control unit ACO1 for monitoring, control and protection of the generating set.</p>	<p>Digital instrumentation through ACO1 control unit.</p>	<ul style="list-style-type: none"> • Generating set voltage (3 phases). • Mains voltage. • Generating set frequency. • Generating set current (3 phases). • Battery voltage. • Power (kVA - kW - kVA_r). • Power factor Cos φ. • Hours-counter. • Engine speed r.p.m. • Fuel level (%). 	
	<p>Commands and others</p>	<ul style="list-style-type: none"> • Selector switch with six positions: Automatic test - Automatic starting - Engine locked - Mains contactor forced - Manual starting - Genset contactor forced. • Push-buttons: start/stop, up/down selection, reset. • Emergency stop button. • Remote starting availability. • Acoustic alarm. • Automatic battery charger. 	
	<p>Change over contactors Mains/Genset</p>	<p>IV poles - 90A.</p>	
	<p>Protections with alarm</p>	<ul style="list-style-type: none"> • Engine protections: low fuel level, low oil pressure, high engine temperature. • Genset protections: under/over voltage, overload, under/over frequency, starting failure, under/over battery voltage, battery charger failure. 	
	<p>Protections with shutdown</p>	<ul style="list-style-type: none"> • Engine protections: low fuel level, low oil pressure, high engine temperature, • Genset protection: under/over voltage, overload, under/over battery voltage, battery charger failure. 	
	<p>Output</p>	<ul style="list-style-type: none"> • Plinth row for connection from pre-wired panel (mounted on the genset) to AMF panel. • Power cables connected to terminals board (internal). 	


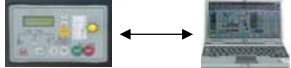

GENSET SUPPLEMENTS (ONLY AVAILABLE WHEN ORDERED)

GENSET SUPPLEMENTS	
●	APM: PMG FOR STAMFORD ALTERNATOR + MX321 AVR.
●	GPG: GENSET PARALLEL KIT FOR SYNCHRONIZING WITH OTHER GENSET. Only available on prewired version.
●	GPM: GENSET PARALLEL KIT FOR SYNCHRONIZING WITH THE MAINS. Only available on prewired version.
●	AFP: AUTOMATIC FUEL TRANSFER PUMP.
●	DCC: DIFFERENT CANOPY COLOUR.
●	EEG: ENGINE ELECTRONIC SPEED GOVERNOR.
●	LPT: LEAK PROOF TRAY.
●	PHS: COOLANT PREHEATING SYSTEM.

CONTROL PANEL SUPPLEMENTS (ONLY AVAILABLE WHEN ORDERED)

CONTROL PANEL SUPPLEMENTS	 <p>MAP: MANUAL ANALOGUE CONTROL PANEL.</p>		<p>Instrumentation (analogue)</p> <ul style="list-style-type: none"> • Voltmeter with selector switch (3 phases). • Frequency meter. • Ammeter with selector switch (3 phases). • Hours-counter. • Fuel level indicator. • Oil pressure indicator. • Engine temperature indicator.
	<p>Manual control panel mounted on the genset, with analogue instrumentation, and protected through door with lockable handle.</p>		<p>Commands and others</p> <ul style="list-style-type: none"> • Start/stop selector switch with key. • Emergency stop button.
			<p>Protections with alarm</p> <ul style="list-style-type: none"> • Engine protections: low fuel level, low oil pressure, high engine temperature, battery charger failure.
			<p>Protections with shutdown</p> <ul style="list-style-type: none"> • Engine protection unit: low fuel level, low pressure oil, high engine temperature, battery charger failure. • Circuit breaker protection: III poles. • Differential protection.
			<p>Output</p> <ul style="list-style-type: none"> • Power cables connection directly from circuit breaker.
	<p>RSS: REMOTE START/STOP. Only for MAP.</p>		
<p>SKB: SOCKETS KIT B WITH 5 SOCKETS.</p>			<p>1 x 400V/63A 3P+N+T CE. 1 x 400V/32A 3P+N+T CE. 1 x 400V/16A 3P+N+T CE. 1 x 230V/16A 2P+T CE. 1 x 230V/16A Schuko.</p>
<p>TIF: IV POLES CIRCUIT BREAKER INSTEAD OF III POLES.</p>			

ACCESSORIES

ACCESSORIES	<p>LOAD TRANSFER SWITCH PANEL</p>		GSA65D		
	 <p>Load transfer switch panel built in a metal cabinet and supplied loose from the genset.</p>	<p>Change over contactors</p>	IV poles - 90A.		
		<p>Connections</p>	<ul style="list-style-type: none"> • Plinth row for connection from ACP to LTS panel. • Terminals board for power cables connection (Genset-Mains-Load). 		
		<p>Protections</p>	<ul style="list-style-type: none"> • Contactors mechanically and electrically interlocked. • Emergency stop button. 		
	<p>Note: Automatic control panel + LTS panel measures the Mains voltage and starts automatically the genset within few seconds in case of Mains failure. It transfers immediately the load again to the genset when the Mains voltage returns within the rated values.</p>				
<p>RCG: REMOTE CONTROL BY GSM KIT (kit for genset management and control by remote PC; communication available by means of RS232 directly to PC or through GSM modem). Available only on the automatic versions.</p>					
<p>STR: SITE TRAILER. Single axle.</p>					
<p>RTR: ROAD TRAILER (only for Spanish market). Single axle.</p>		