




REF. GDS **05.00**

MODEL | **GSA7-12L**

- **LOMBARDINI Diesel engine.**
- **Air cooling system.**
- **Industrial muffler.**
- **Complete with engine and battery liquids.**





MODEL		GSA7L	GSA12L	
CODE		SG060TLA	SG100TLA	
TECHNICAL FEATURES	PRIME POWER PRP	kVA (kW)	6,1 (4,9)	10,1 (8,1)
	EMERGENCY POWER LTP	kVA (kW)	6,8 (5,4)	11,3 (9,0)
	Voltage	Volt	400/231	400/231
	Frequency	Hz	50	50
	Power factor	Cos φ	0,8	0,8
	Fuel capacity	Litres	7	10
	Autonomy (100% load PRP)	h	3,3	3,1
	Dimensions (LxWxH)	mm	920 x 650 x 1.010	1.440 x 660 x 1.015
	Weight	kg	232	244
	DIESEL ENGINE	Lombardini	4LD 820/L	9LD 625/2
	Cooling system	Type	Air	Air
	Speed	rpm	1.500	1.500
	Displacement	c.c.	817	1.248
	Cylinders and disposition	n° disp.	1 L	2 L
	Aspiration	Tipo	Natural	Natural
	Engine power PRP	kWm	6	10
	Fuel consumption (100% load)	l/h	2,1	3,2
	Specific consumption PRP	g/kWh	ND	ND
	Engine governor (standard)	Type	Mechanical	Mechanical
	ALTERNATOR	LINZ	E1S 13S/4 - 7,5kVA	E1S 13S/4 - 11kVA
Insulation	Class	H	H	
Mechanical degree of protection	Type	IP23	IP23	
Voltage regulation	Type	Compound	Compound	

MANUAL CONTROL PANEL (MCP)		GSA7L	GSA12L
MANUAL CONTROL PANEL (MCP)	 <p>Manual control panel, mounted on the genset and complete of: instrumentation, protection and sockets.</p>	Instrumentation (analogue) <ul style="list-style-type: none"> • Voltmeter. • Frequency meter. • Ammeter. • Hours-counter. 	
		Commands and others <ul style="list-style-type: none"> • Start and stop selector switch with key. • Emergency stop button. 	
		Protections <ul style="list-style-type: none"> • Engine protection: low oil pressure, battery charger failure. • Circuit breaker protection: IV poles. • Differential protection. 	
		Output sockets	1 x 3P+N+T 400V/16A CEE socket. 1 x 2P+T 230V/16A CEE socket. 1 x Schuko 230V/16A socket.


TECHNICAL CHARACTERISTICS NOT IMPEGNATIVE RESERVATION OF MODIFICATIONS FOR INNOVATION OF THE PRODUCT

TECHNICAL CHARACTERISTICS NOT IMPREGNATIVE RESERVATION OF MODIFICATIONS FOR INNOVATION OF THE PRODUCT

AUTOMATIC CONTROL PANEL (ACP)		GSA7L	GSA12L
AUTOMATIC CONTROL PANEL (ACP)	 <p>Automatic control panel mounted on the genset, complete with digital control unit AC02 for monitoring, control and protection of the generating set.</p>	Digital instrumentation through AC02 control unit. <ul style="list-style-type: none"> • Generating set voltage. • Generating set frequency. • Generator set current. • Battery voltage. • Hours-counter. • Mains voltage. 	
		Commands and others <ul style="list-style-type: none"> • Selector switch with six positions: Automatic test - Automatic starting - Engine locked - Mains contactor forced - Manual starting - Genset contactor forced. • Push-buttons: start/stop, up/down selection, reset. • Emergency stop button. • Remote starting availability. • Automatic battery charger. 	
		Protections with alarm <ul style="list-style-type: none"> • Engine protection: low oil pressure. • Genset protection: under/over voltage, overload, battery charger failure, battery voltage out of limits, under/over frequency, start failure. 	
		Protections with shutdown <ul style="list-style-type: none"> • Engine protection: low oil pressure. • Genset protection: under/over voltage, overload, battery charger failure, battery voltage out of limits, under/over frequency, start failure. • Circuit breaker protection: IV poles. • Differential protection. 	
		Output <ul style="list-style-type: none"> • Plinth row for connection from ACP to LTS panel. • Power cables connection directly from circuit breaker. 	

AUTOMATIC CONTROL PANEL (AMF)		GSA7L	GSA12L	
AUTOMATIC CONTROL PANEL (AMF)	 <p>Automatic control panel for automatic starting by Mains failure. Delivered loose from the genset, and complete with digital control unit AC02 for monitoring, control and protection of the generating set.</p>	Digital instrumentation through AC02 control unit. <ul style="list-style-type: none"> • Generating set voltage. • Generating set frequency. • Generator set current. • Battery voltage. • Hours-counter. • Mains voltage. 		
		Commands and others <ul style="list-style-type: none"> • Selector switch with six positions: Automatic test - Automatic starting - Engine locked - Mains contactor forced - Manual starting - Genset contactor forced. • Push-buttons: start/stop, up/down selection, reset. • Emergency stop button. • Remote starting availability. • Automatic battery charger. 		
		Change over contactors Mains/Genset	IV poles - 20A.	IV poles - 20A.
		Protections with alarm <ul style="list-style-type: none"> • Engine protection: low oil pressure. • Genset protection: under/over voltage, overload, battery charger failure, battery voltage out of limits, under/over frequency, start failure. 		
		Protections with shutdown <ul style="list-style-type: none"> • Engine protection: low oil pressure. • Genset protection: under/over voltage, overload, battery charger failure, battery voltage out of limits, under/over frequency, start failure. 		
		Output <ul style="list-style-type: none"> • Plinth row for connection from pre-wired panel (mounted on the genset) to AMF panel. • Power cables connected to terminals board (internal). 		

ACCESSORIES

LOAD TRANSFER SWITCH PANEL.		GSA7L	GSA12L
ACCESSORIES	 <p>Load transfer switch panel built in a metal cabinet and supplied loose from the genset.</p>	Change over contactors	IV poles - 20A.
		Connections <ul style="list-style-type: none"> • Plinth row for connection from ACP to LTS panel. • Terminals board for power cables connection (Genset-Mains-Load). 	
		Protections <ul style="list-style-type: none"> • Contactors mechanically and electrically interlocked. • Emergency stop button. 	
		Automatic control panel + LTS panel measures the Mains voltage and starts automatically the genset within few seconds in case of Mains failure. It transfers immediately the load again to the genset when the Mains voltage returns within the rated values.	