



REF. PCO **12.00**


MODEL | **GSL30-42D**

- DEUTZ diesel engine.
- Oil cooling system with radiator.
- Industrial muffler.
- Complete with engine and battery liquids.





MODEL		GSL30D	GSL42D	
CODE		SG290TDA	SG39TDA	
TECHNICAL FEATURES	PRIME POWER PRP	kVA (kW)	29,0 (23,2)	39,3 (31,4)
	EMERGENCY POWER LTP	kVA (kW)	30,0 (24,0)	41,2 (33,0)
	Voltage	Volt	400/231	400/231
	Frequency	Hz	50	50
	Power factor	Cos φ	0,8	0,8
	Fuel capacity	Litres	90	90
	Autonomy (100% load PRP)	h	12,7	9,6
	Dimensions (LxWxH)	mm	1.800 x 750 x 1.570	1.800 x 750 x 1.570
	Weight	kg	714	761
	DIESEL ENGINE	DEUTZ	F4M 2011	BF4M 2011
	Cooling system	Type	Oil with radiator	Oil with radiator
	Speed	rpm	1.500	1.500
	Displacement	c.c.	3.110	3.110
	Cylinders and disposition	n° disp.	4 L	4 L
	Aspiration	Type	Natural	Turbo
	Engine power PRP	kWm	27,6	36,4
	Fuel consumption (100% load)	l/h	7,1	9,4
	Specific consumption PRP	g/kWh	219	217
	Engine governor (standard)	Type	Mechanical	Mechanical
	Electrical system (DC)	Volt	12	12
	ALTERNATOR (1)	STAMFORD	BCI 184 F	BCI 184 J
	Insulation	Class	H	H
	Mechanical degree of protection	Type	IP23	IP23
	Voltage regulation	Type (%)	Electronic (± 1,5)	Electronic (± 1,5)

(1) Depending on availability, MeccAlte alternator could be installed as variant, models ECO28 VL and ECO32 3S respectively (featuring IP21 and ±1% voltage regulation)




MANUAL CONTROL PANEL (MCP)		GSL30D	GSL42D
MANUAL CONTROL PANEL (MCP)	 <p>Manual control panel mounted on the genset, complete with digital control unit BE23 for monitoring, control and protection of the generating set.</p> <p><small>This configuration is in modification process by other of similar features.</small></p>	Digital instrumentation through BE23 control unit. <ul style="list-style-type: none"> • Generating set voltage (3 phases). • Generating set frequency. • Generating set intensity (3 phases). • Battery voltage. • Power (kVA - kW - kVAr). • Power factor Cos φ. • Hours-counter. • Fuel level (%). • Engine temperature. 	
		Commands and others <ul style="list-style-type: none"> • DC supply selector switch. • Push-buttons: start/stop. • Emergency stop button. • Remote starting availability. 	
		Protections with alarm <ul style="list-style-type: none"> • Engine protections: low fuel level, low oil pressure, high engine temperature. • Genset protections: over-frequency, battery voltage out of limits. 	
		Protections with shutdown <ul style="list-style-type: none"> • Engine protections: low fuel level, low oil pressure, high engine temperature. • Genset protections: under/over voltage, over-load, under/over frequency, under/over battery voltage. • Circuit breaker protection: IV poles. • Differential protection. 	
		Output <ul style="list-style-type: none"> • Power cables connection directly from circuit breaker. 	

TECHNICAL CHARACTERISTICS LISTED ARE NOT INCLUSIVE OF ANY PRODUCT CUSTOMIZATIONS AND THE PRODUCER RESERVES THE RIGHT TO MODIFY THEM FOR INNOVATIONS WITHOUT PRIOR NOTICE

AUTOMATIC CONTROL PANEL (ACP)		GSL30D	GSL42D
 <p>Automatic control panel mounted on the genset, complete with digital control unit AC01 for monitoring, control and protection of the generating set.</p>	Digital instrumentation through AC-01 control unit.	<ul style="list-style-type: none"> • Generating set voltage (3 phases). • Mains voltage. • Generating set frequency. • Generating set current (3 phases). • Battery voltage. • Power (kVA - kW - kVAr). • Power factor Cos φ. • Hours-counter. • Engine speed r.p.m. • Fuel level (%). • Engine temperature. 	
	Commands and others	<ul style="list-style-type: none"> • Selector switch with six positions: Automatic test - Automatic starting - Engine locked - Mains contactor forced - Manual starting - Genset contactor forced. • Push-buttons: start/stop, up/down selection, reset. • Emergency stop button. • Remote starting availability. • Acoustic alarm. • Automatic battery charger. 	
	Protections with alarm	<ul style="list-style-type: none"> • Engine protections: low fuel level, low oil pressure, high engine temperature. • Genset protections: under/over voltage, overload, under/over frequency, starting failure, under/over battery voltage, battery charger failure. 	
	Protections with shutdown	<ul style="list-style-type: none"> • Engine protections: low fuel level, low oil pressure, high engine temperature, • Genset protection: under/over voltage, overload, under/over battery voltage, battery charger failure. • Circuit breaker protection: IV poles. • Differential protection. 	
	Ouput	<ul style="list-style-type: none"> • Plinth row for connection from ACP to LTS panel. • Power cables connection directly from circuit breaker. 	

AUTOMATIC CONTROL PANEL (AMF)		GSL30D	GSL42D
 <p>Automatic control panel for automatic starting by Mains failure. Delivered loose from the genset, and complete with digital control unit AC01 for monitoring, control and protection of the generating set.</p>	Digital instrumentation through AC01 control unit.	<ul style="list-style-type: none"> • Generating set voltage (3 phases). • Mains voltage. • Generating set frequency. • Generating set current (3 phases). • Battery voltage. • Power (kVA - kW - kVAr). • Power factor Cos φ. • Hours-counter. • Engine speed r.p.m. • Fuel level (%). • Engine temperature. 	
	Commands and others	<ul style="list-style-type: none"> • Selector switch with six positions: Automatic test - Automatic starting - Engine locked - Mains contactor forced - Manual starting - Genset contactor forced. • Push-buttons: start/stop, up/down selection, reset. • Emergency stop button. • Remote starting availability. • Acoustic alarm. • Automatic battery charger. 	
	Change over contactors Mains/Genset	IV poles - 45A.	IV poles - 60A.
	Protections with alarm	<ul style="list-style-type: none"> • Engine protections: low fuel level, low oil pressure, high engine temperature. • Genset protections: under/over voltage, overload, under/over frequency, starting failure, under/over battery voltage, battery charger failure. 	
	Protections with shutdown	<ul style="list-style-type: none"> • Engine protections: low fuel level, low oil pressure, high engine temperature, • Genset protection: under/over voltage, overload, under/over battery voltage, battery charger failure. 	
	Output	<ul style="list-style-type: none"> • Plinth row for connection from pre-wired panel (mounted on the genset) to AMF panel. • Power cables connected to terminals board (internal). 	


CONTROL PANEL SUPPLEMENTS (ONLY AVAILABLE WHEN ORDERED)

CONTROL PANEL SUPPLEMENTS			
 <p>MAP: MANUAL ANALOGUE CONTROL PANEL.</p>			
 <p>Manual control panel mounted on the genset, with analogue instrumentation, and protected through door with lockable handle.</p>	Instrumentation (analogue)	<ul style="list-style-type: none"> • Voltmeter with selector switch (3 phases). • Frequency meter. • Ammeter with selector switch (3 phases). • Hours-counter. • Fuel level indicator. • Oil pressure indicator. • Engine temperature indicator. 	
	Commands and others	<ul style="list-style-type: none"> • Start/stop selector switch with key. • Emergency stop button. 	
	Protections with alarm	<ul style="list-style-type: none"> • Engine protections: low fuel level, low oil pressure, high engine temperature, battery charger failure. 	
	Protections with shutdown	<ul style="list-style-type: none"> • Circuit breaker protection: IV poles. • Differential protection. • Engine protection unit: low fuel level, low pressure oil, high engine temperature, battery charger failure. 	
	Output	<ul style="list-style-type: none"> • Power cables connection directly from circuit breaker. 	
 <p>RSS: REMOTE START/STOP. Only for MAP.</p>			

GENSET SUPPLEMENTS (ONLY AVAILABLE WHEN ORDERED)

MACHINE SUPPLEMENTS	● AFP: AUTOMATIC FUEL TRANSFER PUMP.
	● EEG: ENGINE ELECTRONIC SPEED GOVERNOR. (Woodward type)
	● PHS: COOLANT PREHEATING SYSTEM.

ACCESSORIES

ACCESSORIES	● LOAD TRANSFER SWITCH PANEL.	GSL30D	GSL42D	
	 <p>Load transfer switch panel built in a metal cabinet and supplied loose from the genset.</p>	Change over contactors	IV poles - 45A	IV poles - 60A
		Connections	<ul style="list-style-type: none"> • Plinth row for connection from ACP to LTS panel. • Terminals board for power cables connection (Genset-Mains-Load). 	
		Protections	<ul style="list-style-type: none"> • Contactors mechanically and electrically interlocked. • Emergency stop button. 	
	Automatic control panel + LTS panel measures the Mains voltage and starts automatically the genset within few seconds in case of Mains failure. It transfers immediately the load again to the genset when the Mains voltage returns within the rated values.			
● FEC: FLEXIBLE EXHAUST COMPENSATOR.				
● RES: RESIDENTIAL SILENCER.				
● RCG: REMOTE CONTROL BY GSM KIT (kit for genset management and control by remote PC; communication available by means of RS232 directly to PC or through GSM modem). Available only on the automatic versions.			