



REF. PCS **18.00**

MODEL | GSW195-220 Deutz


- DEUTZ Diesel engine.
- Water cooling system with radiator.
- Internal residential muffler.
- Detachable central lifting eye.
- Complete with engine and battery liquids.
- Manual pump oil draining pipe.
- Fully banded / Completely sealed baseframe.
- Rental kit as option (POWER ON RENT).




MODEL		GSW195D	GSW220D	
CODE		SC191TDA	SC211TDA	
TECHNICAL FEATURES	PRIME POWER PRP	kVA (kW)	186 (149)	208 (166)
	EMERGENCY POWER LTP	kVA (kW)	194 (155)	220 (176)
	Voltage	Volt	400/230	400/230
	Frequency	Hz	50	50
	Power factor	Cos φ	0,8	0,8
	Fuel capacity	Litres	350	350
	Autonomy (100% load PRP)	h	8,0	7,1
	Acoustic power	LWA	97	97
	Acoustic pressure at 7m	dB(A)	72	72
	Dimensions (LxWxH)	mm	3.400x1.250x2.070	3.400x1.250x2.070
	Dry weight	kg	2.700	2.750
	DIESEL ENGINE	DEUTZ	BF6M1013FC G2	BF6M1013FC G3
	Cooling system	Type	Water	Water
	Speed	rpm	1.500	1.500
	Displacement	c.c.	7.150	7.150
	Cylinders and disposition	n° disp.	6 L	6 L
	Aspiration	Type	Turbo - Intercooler	Turbo - Intercooler
	Engine power PRP	kWm	161,6	178,6
	Fuel consumption (100% load)	l/h	43,9	49,1
	Specific consumption PRP	g/kWh	228	231
Engine governor (standard)	Type	Electronic (EMR)	Electronic (EMR)	
Electrical system (DC)	Volt	24	24	
ALTERNATOR (1)	STAMFORD	UCI 274 G	UCI 274 H	
Insulation	Class	H	H	
Mechanical degree of protection	Type	IP23	IP23	
Voltage regulation	Type (%)	Electronic (± 1,5)	Electronic (± 1,5)	


(1) Depending on availability, MeccAlte alternator could be installed as variant, models ECO38 1S and ECO38 2S respectively (featuring IP21 and ±1% voltage regulation)

TECHNICAL CHARACTERISTICS LISTED ARE NOT INCLUSIVE OF ANY PRODUCT CUSTOMIZATIONS AND THE PRODUCER RESERVES THE RIGHT TO MODIFY THEM FOR INNOVATIONS WITHOUT PRIOR NOTICE

MANUAL CONTROL PANEL (MCP)		GSW195D	GSW220D
MANUAL CONTROL PANEL (MCP)	 <p>Manual control panel mounted on the genset, complete with digital control unit BE23 for monitoring, control and protection of the generating set.</p> <p><small>This configuration is in modification process by other of similar features.</small></p>	Digital instrumentation through BE23 control unit. <ul style="list-style-type: none"> • Generating set voltage (3 phases). • Generating set frequency. • Generating set current (3 phases). • Battery voltage. • Power (kVA - kW - kVAr). • Power factor Cos φ. • Hours-counter. • Fuel level (%). • Oil pressure. • Engine temperature 	
		Commands and others <ul style="list-style-type: none"> • DC supply selector switch. • Push-buttons: start/stop. • Emergency stop button. • Remote starting availability by means of the control unit. 	
		Protections with alarm <ul style="list-style-type: none"> • Engine protections: low fuel level, low oil pressure, high engine temperature. • Genset protections: over-frequency, battery voltage out of limits. 	
		Protections with shutdown <ul style="list-style-type: none"> • Engine protections: low fuel level, low oil pressure, high engine temperature. • Genset protections: under/over voltage, over-load, under/over frequency, under/over battery voltage. • Circuit breaker protection: III poles. • Differential protection. 	
		Output <ul style="list-style-type: none"> • Power cables connection to terminals board (external). 	

TECHNICAL CHARACTERISTICS LISTED ARE NOT INCLUSIVE OF ANY PRODUCT CUSTOMIZATIONS AND THE PRODUCER RESERVES THE RIGHT TO MODIFY THEM FOR INNOVATIONS WITHOUT PRIOR NOTICE

AUTOMATIC CONTROL PANEL (ACP)		GSW195D	GSW220D
 <p>Automatic control panel mounted on the genset, complete with digital control unit AC01 for monitoring, control and protection of the generating set.</p>	<p>Digital instrumentation through AC-01 control unit.</p>	<ul style="list-style-type: none"> Generating set voltage (3 phases). Mains voltage. Generating set frequency. Generating set current (3 phases). Battery voltage. Power (kVA - kW - kVAr). Power factor Cos φ. Hours-counter. Engine speed r.p.m. Fuel level (%). Oil pressure. Engine temperature. 	
	<p>Commands and others</p>	<ul style="list-style-type: none"> Selector switch with six positions: Automatic test - Automatic starting - Engine locked - Mains contactor forced - Manual starting - Genset contactor forced. Push-buttons: start/stop, up/down selection, reset. Emergency stop button. Remote starting availability by means of the control unit. Acoustic alarm. Automatic battery charger. 	
	<p>Protections with alarm</p>	<ul style="list-style-type: none"> Engine protections: low fuel level, low oil pressure, high engine temperature. Genset protections: under/over voltage, overload, under/over frequency, starting failure, under/over battery voltage, battery charger failure. 	
	<p>Protections with shutdown</p>	<ul style="list-style-type: none"> Engine protections: low fuel level, low oil pressure, high engine temperature, Genset protection: under/over voltage, overload, under/over battery voltage, battery charger failure. Circuit breaker protection: III poles. Differential protection. 	
	<p>Output</p>	<ul style="list-style-type: none"> Plinth row for control wiring connection from ACP panel (mounted on genset) to LTS panel. Power cables connection to terminals board (external). 	


AUTOMATIC CONTROL PANEL (AMF)		GSW195D	GSW220D
 <p>Automatic control panel for automatic starting by Mains failure. Delivered loose from the genset, and complete with digital control unit AC01 for monitoring, control and protection of the generating set.</p>	<p>Digital instrumentation through AC-01 control unit.</p>	<ul style="list-style-type: none"> Generating set voltage (3 phases). Mains voltage. Generating set frequency. Generating set current (3 phases). Battery voltage. Power (kVA - kW - kVAr). Power factor Cos φ. Hours-counter. Engine speed r.p.m. Fuel level (%). Oil pressure. Engine temperature. 	
	<p>Commands and others</p>	<ul style="list-style-type: none"> Selector switch with six positions: Automatic test - Automatic starting - Engine locked - Mains contactor forced - Manual starting - Genset contactor forced. Push-buttons: start/stop, up/down selection, reset. Emergency stop button. Remote starting availability. Acoustic alarm. Automatic battery charger. 	
	<p>Change over contactors Mains/Genset</p>	<p>IV poles - 325A.</p>	<p>IV poles - 325A.</p>
	<p>Protections with alarm</p>	<ul style="list-style-type: none"> Engine protections: low fuel level, low oil pressure, high engine temperature. Genset protections: under/over voltage, overload, under/over frequency, starting failure, under/over battery voltage, battery charger failure. 	
	<p>Protections with shutdown</p>	<ul style="list-style-type: none"> Engine protections: low fuel level, low oil pressure, high engine temperature, Genset protection: under/over voltage, overload, under/over battery voltage, battery charger failure. 	
	<p>Output</p>	<ul style="list-style-type: none"> Plinth row for connection from pre-wired panel (mounted on the genset) to AMF panel. Power cables connected to terminals board (internal). 	

GENSET SUPPLEMENTS (ONLY AVAILABLE WHEN ORDERED)



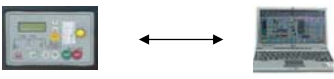


<p>GENSET SUPPLEMENTS</p>	<p>GPA: ALTERNATOR IP23 PROTECTION. Only with MeccAlte configuration</p>	
	<p>AFP: AUTOMATIC FUEL TRANSFER PUMP.</p>	
	<p>DCC: DIFFERENT CANOPY COLOUR.</p>	
	<p>KRT: RENTAL KIT. Complete of:</p>	
	<p>Battery switch.</p>	
	<p>Fuel filter water separator.</p>	
	<p>Three way valve.</p>	
	<p>Earth rod.</p>	
	<p>Sockets kit (5 sockets).</p>	<ul style="list-style-type: none"> 1 x 400V/63A 3P+N+T CE. 1 x 400V/32A 3P+N+T CE. 1 x 400V/16A 3P+N+T CE. 1 x 230V/16A 2P+T CE. 1 x 230V/16A Schuko.
	<p>PHS: COOLANT PREHEATING SYSTEM.</p>	



CONTROL PANEL SUPPLEMENTS (ONLY AVAILABLE WHEN ORDERED)

CONTROL PANEL SUPPLEMENTS	<p>MAP: MANUAL ANALOGUE CONTROL PANEL.</p>		
		<p>Instrumentation (analogue)</p>	<ul style="list-style-type: none"> • Voltmeter with selector switch (3 phases). • Frequency meter. • Ammeter with selector switch (3 phases). • Hours-counter. • Fuel level indicator. • Oil pressure indicator. • Engine temperature indicator.
		<p>Commands and others</p>	<ul style="list-style-type: none"> • Start/stop selector switch with key. • Emergency stop button.
		<p>Protections with alarm</p>	<ul style="list-style-type: none"> • Engine protections: low fuel level, low oil pressure, high engine temperature, battery charger failure.
		<p>Protections with shutdown</p>	<ul style="list-style-type: none"> • Engine protection unit: low fuel level, low pressure oil, high engine temperature, battery charger failure. • Circuit breaker protection: III poles. • Differential protection.
	<p>Manual control panel mounted on the genset, with analogue instrumentation, and protected through door with lockable handle.</p>		<p>Output</p> <ul style="list-style-type: none"> • Power cables connection to terminals board (external).
	<p>SKB: SOCKETS KIT B WITH 5 SOCKETS.</p>		<p>1 x 400V/63A 3P+N+T CE.</p> <p>1 x 400V/32A 3P+N+T CE.</p> <p>1 x 400V/16A 3P+N+T CE.</p> <p>1 x 230V/16A 2P+T CE.</p> <p>1 x 230V/16A Schuko.</p>
	<p>RSS: REMOTE START/STOP. Only for MAP.</p>		
	<p>TIF: IV POLES CIRCUIT BREAKER INSTEAD OF III POLES.</p>		

ACCESSORIES

ACCESSORIES	<p>LOAD TRANSFER SWITCH PANEL.</p>		<p>GSW195D</p>	<p>GSW220D</p>	
		<p>Change over contactors</p>	<p>IV poles - 325A.</p>	<p>IV poles - 325A.</p>	
		<p>Connections</p>	<ul style="list-style-type: none"> • Plinth row for connection from ACP to LTS panel. • Terminals board for power cables connection (Genset-Mains-Load). 		
		<p>Protections</p>	<ul style="list-style-type: none"> • Contactors mechanically and electrically interlocked. • Emergency stop button. 		
	<p>Load transfer switch panel built in a metal cabinet and supplied loose from the genset.</p>		<p>Automatic control panel + LTS panel measures the Mains voltage and starts automatically the genset within few seconds in case of Mains failure. It transfers immediately the load again to the genset when the Mains voltage returns within the rated values.</p>		
	<p>GSB: GALVANIZED BASEFRAME. Heavy duty galvanized skid to be installed under the genset. Easily transportable with fork lift and complete with leak proof tray.</p>				
<p>RCG: REMOTE CONTROL BY GSM KIT (kit for genset management and control by remote PC; communication available by means of RS232 directly to PC or through GSM modem). Available only on the automatic versions.</p>					
<p>STR: SITE TRAILER. Double axle.</p>					
<p>RTR: ROAD TRAILER (homologation only for Spanish territories). Double axle.</p>					

TECHNICAL CHARACTERISTICS LISTED ARE NOT INCLUSIVE OF ANY PRODUCT CUSTOMIZATIONS AND THE PRODUCER RESERVES THE RIGHT TO MODIFY THEM FOR INNOVATIONS WITHOUT PRIOR NOTICE