



REF. PCO **17.0b**


MODEL | **GSW275 Volvo**

- **NEW VOLVO** Diesel engine.
- **MeccAlte** alternator.
- **Water cooling system with radiator.**
- **Industrial muffler.**
- **Complete with engine and battery liquids.**




MODEL		GSW275V
CODE		SG251TWA
TECHNICAL FEATURES	PRIME POWER PRP	kVA (kW) 252 (202)
	EMERGENCY POWER LTP	kVA (kW) 275 (220)
	Voltage	Volt 400/231
	Frequency	Hz 50
	Power factor	Cos φ 0,8
	Fuel capacity	Litres 448
	Autonomy (100% load PRP)	h 7,7
	Dimensions (LxWxH)	mm 2.950 x 1.300 x 1.800
	Weight (dry)	kg 2.108
	DIESEL ENGINE	VOLVO TAD 734 GE
	Cooling system	Type Water
	Speed	r.p.m. 1.500
	Displacement	c.c. 7.150
	Cylinders and disposition	n° disp. 6 L
	Aspiration	Type Turbo - Intercooler
	Engine power PRP	kWm 216
	Fuel consumption (100% load)	l/h 52,5
	Specific consumption PRP	g/kWh 205
	Engine governor (standard)	Type Electronic
	Electric system (DC)	Volt 24
ALTERNATOR	MECCALTE ECO38 1L	
Insulation	Class H	
Mechanical degree of protection	Type IP21	
Voltage regulation	Type Electronic	

TECHNICAL CHARACTERISTICS LISTED ARE NOT INCLUDE OF ANY PRODUCT CUSTOMIZATIONS AND THE PRODUCER RESERVES THE RIGHT TO MODIFY THEM FOR INNOVATIONS WITHOUT PRIOR NOTICE

MANUAL / AUTOMATIC CONTROL PANEL (ACP)		GSW275V
MANUAL / AUTOMATIC CONTROL PANEL (ACP)	 <p>Manual / Automatic control panel mounted on the genset, protected by a locking door, complete with digital control unit AC01 for monitoring, control and protection of the generating set.</p>	<ul style="list-style-type: none"> • Generating set voltage (3 phases). • Mains voltage. • Generating set frequency. • Generating set current (3 phases). • Battery voltage. • Power (kVA - kW - kVAR). • Power factor Cos φ. • Hours-counter. • Engine speed r.p.m. • Fuel level (%). • Oil pressure. • Engine temperature.
		<p>Commands and others</p> <ul style="list-style-type: none"> • Selector switch with six positions: Automatic test - Automatic starting - Engine locked - Mains contactor forced - Manual starting - Genset contactor forced. • Push-buttons: start/stop, up/down selection, reset. • Emergency stop button. • DC system disconnection key. • Acoustic alarm. • Automatic battery charger.
		<p>Protections with alarm</p> <ul style="list-style-type: none"> • Engine protections: low fuel level, low oil pressure, high engine temperature. • Genset protections: under/over voltage, overload, under/over frequency, starting failure, under/over battery voltage, battery charger failure. • Circuit breaker protection: III poles. • Differential protection.
		<p>Protections with shutdown</p> <ul style="list-style-type: none"> • Engine protections: low fuel level, low oil pressure, high engine temperature, low coolant level. • Genset protection: under/over voltage, overload, under/over battery voltage, battery charger failure.
		<p>Output</p> <ul style="list-style-type: none"> • Plinth row for connection from ACP to LTS panel. • Power cables connection to terminals board (external).

TECHNICAL CHARACTERISTICS LISTED ARE NOT INCLUSIVE OF ANY PRODUCT CUSTOMIZATIONS AND THE PRODUCER RESERVES THE RIGHT TO MODIFY THEM FOR INNOVATIONS WITHOUT PRIOR NOTICE

AUTOMATIC CONTROL PANEL (AMF)		GSW275V	
 <p>Automatic control panel for automatic starting by Mains failure. Delivered loose from the genset, and complete with digital control unit AC01 for monitoring, control and protection of the generating set.</p>	<p>Digital instrumentation through AC-01 control unit (CAN BUS).</p>	<ul style="list-style-type: none"> • Generating set voltage (3 phases). • Mains voltage. • Generating set frequency. • Generating set current (3 phases). • Battery voltage. • Power (kVA - kW - kVAR). • Power factor Cos φ. • Hours-counter. • Engine speed r.p.m. • Fuel level (%). • Oil pressure. • Engine temperature. 	
	<p>Commands and others</p>	<ul style="list-style-type: none"> • Selector switch with six positions: Automatic test - Automatic starting - Engine locked - Mains contactor forced - Manual starting - Genset contactor forced. • Push-buttons: start/stop, up/down selection, reset. • Emergency stop button. • Remote starting availability. • Acoustic alarm. • Automatic battery charger. 	
	<p>Change over contactors Mains/Genset</p>	<p>IV poles - 400A</p>	
	<p>Protections with alarm</p>	<ul style="list-style-type: none"> • Engine protections: low fuel level, low oil pressure, high engine temperature. • Genset protections: under/over voltage, overload, under/over frequency, starting failure, under/over battery voltage, battery charger failure. 	
	<p>Protections with shutdown</p>	<ul style="list-style-type: none"> • Engine protections: low fuel level, low oil pressure, high engine temperature, low coolant level. • Genset protection: under/over voltage, overload, under/over battery voltage, battery charger failure. 	
	<p>Output</p>	<ul style="list-style-type: none"> • Plinth row for connection from pre-wired panel (mounted on the genset) to AMF panel. • Power cables connected to terminals board (internal). 	


GENSET SUPPLEMENTS (ONLY AVAILABLE WHEN ORDERED)

GENSET SUPPLEMENTS	
●	GPA: ALTERNATOR IP23 PROTECTION.
●	AFP: AUTOMATIC FUEL TRANSFER PUMP.
●	PHS: COOLANT PREHEATING SYSTEM.

CONTROL PANEL SUPPLEMENTS (ONLY AVAILABLE WHEN ORDERED)

CONTROL PANEL SUPPLEMENTS	
●	TIF: IV POLES CIRCUIT BREAKER INSTEAD OF III POLES.
●	RSS: REMOTE START & STOP PRE-ARRANGED FREE CONTACTS.

ACCESSORIES

ACCESSORIES		GSW275V	
 <p>Load transfer switch panel built in a metal cabinet and supplied loose from the genset.</p>	<p>Change over contactors</p>	<p>IV poles - 400A</p>	
	<p>Connections</p>	<ul style="list-style-type: none"> • Plinth row for connection from ACP to LTS panel. • Terminals board for power cables connection (Genset-Mains-Load). 	
	<p>Protections</p>	<ul style="list-style-type: none"> • Contactors mechanically and electrically interlocked. • Emergency stop button. 	
<p>Automatic control panel + LTS panel measures the Mains voltage and starts automatically the genset within few seconds in case of Mains failure. It transfers immediately the load again to the genset when the Mains voltage returns within the rated values.</p>			
●	FEC: FLEXIBLE EXHAUST COMPENSATOR.		
●	RES: RESIDENTIAL SILENCER.		
●	<p>RCG: REMOTE CONTROL BY GSM KIT (kit for genset management and control by remote PC; communication available by means of RS232 directly to PC or through GSM modem). Available only for automatic versions with AC01 control unit.</p>		