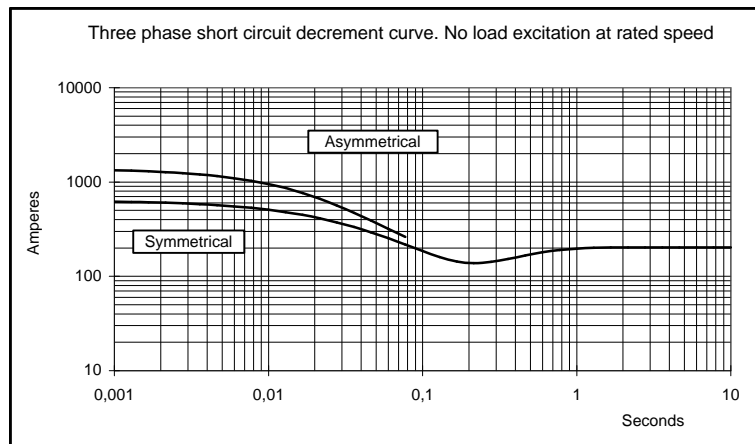
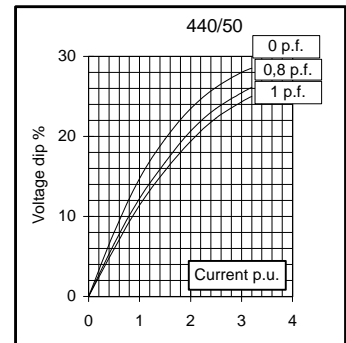
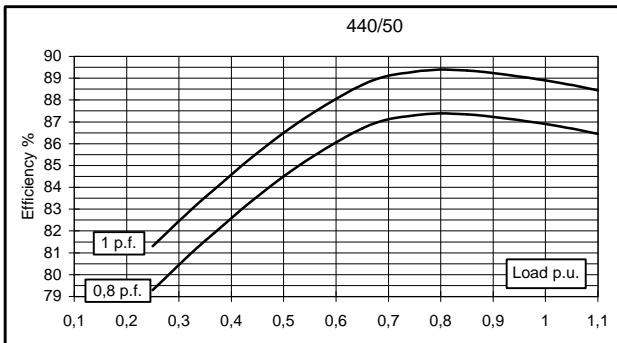
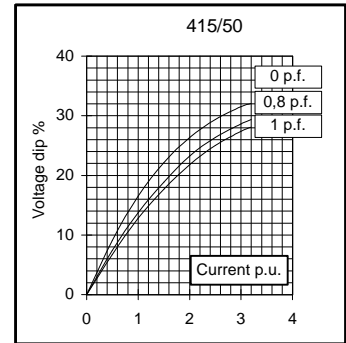
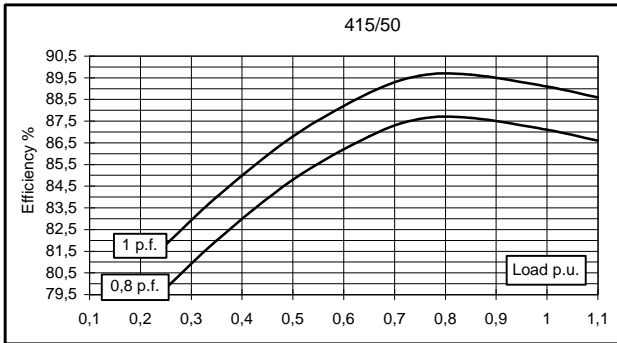
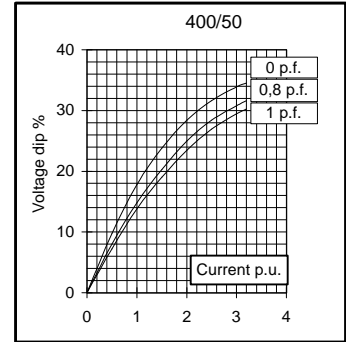
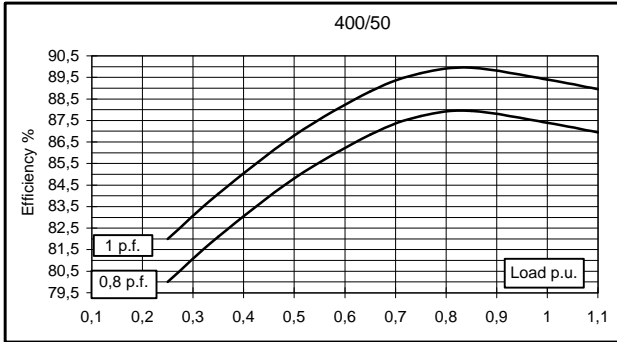
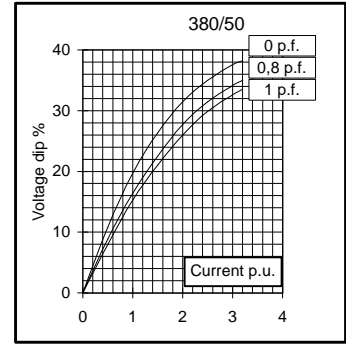
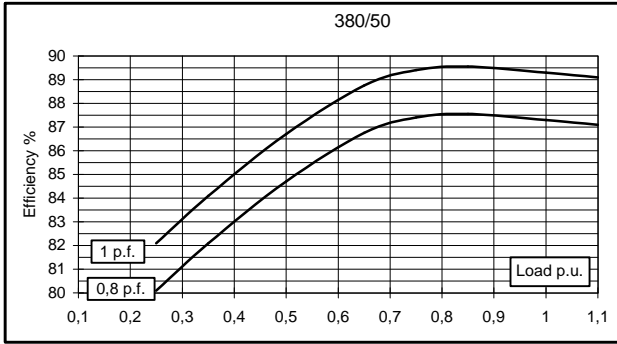
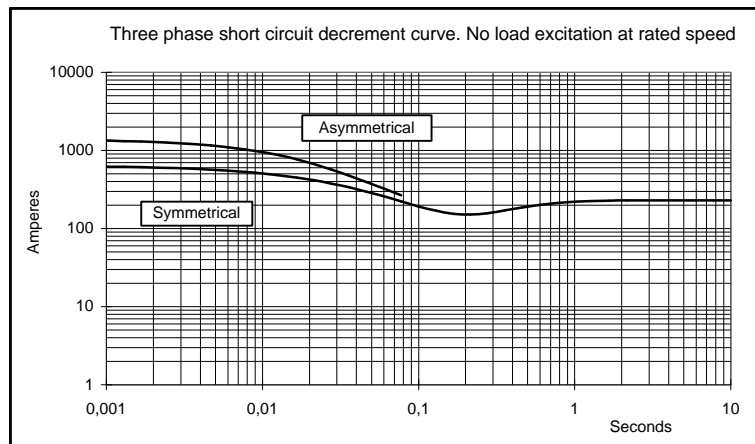
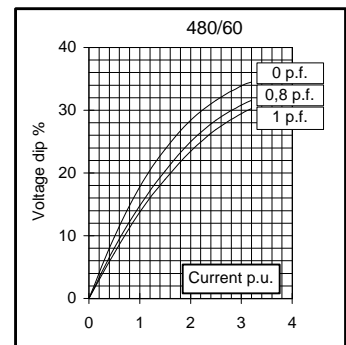
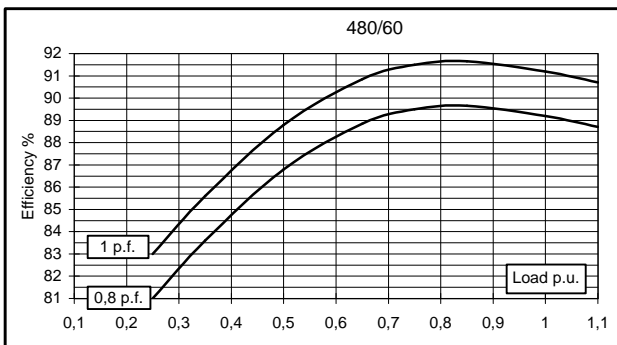
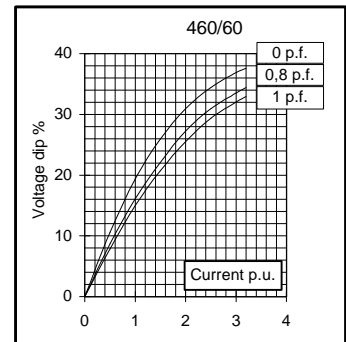
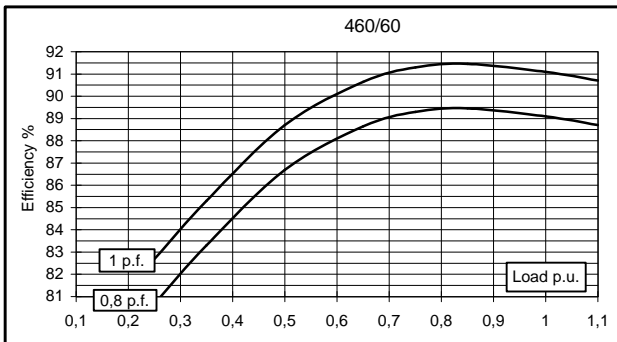
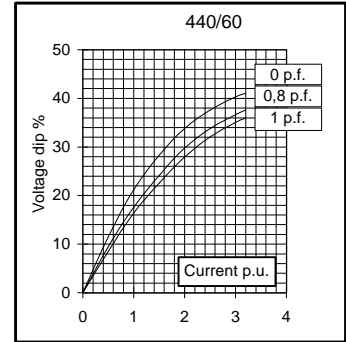
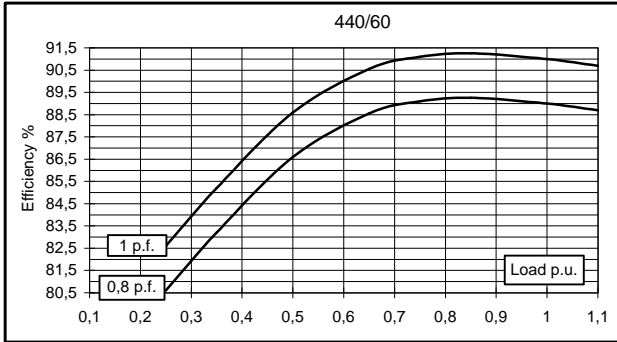
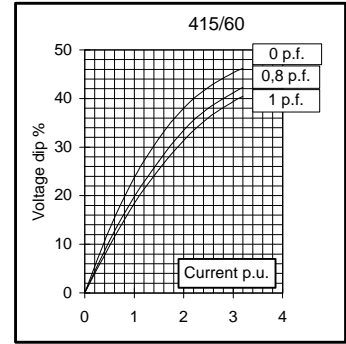
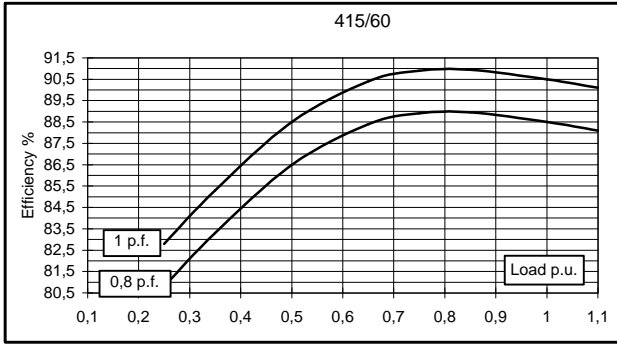


Electrical Characteristics										
Frequency	Hz	50				60				
Voltage (star)	V	380	400	415	440	415	440	460	480	
Rated power class H	kVA	44	44	44	38	46	51	53	53	
	kW	35,2	35,2	35,2	30,4	36,8	40,8	42,4	42,4	
Rated power class F	kVA	40	40	40	34,5	41,5	46	48	48	
	kW	32	32	32	27,6	33,2	36,8	38,4	38,4	
Regulation with	SR7/2	±1,5 % with any power factor and speed variations between -5% +30%								
Insulation class		H								
Execution		Brushless								
Stator winding		12 ends								
Rotor		with damping cage								
Efficiencies class H (see graph. for details)	4/4	%	87,3	87,4	87,1	86,9	88,5	89	89,1	89,2
	3/4	%	87,4	87,7	87,6	87,3	88,9	89,1	89,3	89,5
	2/4	%	84,7	84,8	84,8	84,5	86,5	86,6	86,7	86,8
	1/4	%	80,1	80	79,8	79,3	80,8	80,6	80,7	81
Reactances (f. l.cl. F)	Xd	%	448,8	405	376,3	289,1	470,2	463,8	441,0	405
	Xd'	%	14,63	13,2	12,26	9,42	15,33	15,12	14,37	13,2
	Xd''	%	7,53	6,8	6,32	4,85	7,90	7,79	7,40	6,8
	Xq	%	251,5	227	210,9	162,0	263,6	260,0	247,2	227
	Xq'	%	251,5	227	210,9	162,0	263,6	260,0	247,2	227
	Xq''	%	30,5	27,5	25,5	19,6	31,9	31,5	29,9	27,5
	X ₂	%	17,95	16,2	15,05	11,56	18,81	18,55	17,64	16,2
	X ₀	%	3,21	2,9	2,69	2,07	3,37	3,32	3,16	2,9
	Short Circuit Ratio	Kcc		0,37	0,47	0,63	1,15	0,20	0,27	0,37
Time Constants	Td'	sec.	0,069							
	Td''	sec.	0,016							
	Tdo'	sec.	1,10							
	Tα	sec.	0,015							
Short Circuit Current Capacity	%	>300				>320				
Excitation at no load	Amp.	0,5	0,6	0,7	0,8	0,3	0,4	0,5	0,6	
Excitation at full load	Amp.	1,7	1,9	2	2,1	1,4	1,5	1,6	1,8	
Overload (long-term)	%	1 hour in a 6 hours period 110% rated load								
Overload per 20 sec.	%	300								
Stator Winding Resistance (20°C)	Ω	0,11								
Rotor Winding Resistance (20°C)	Ω	3,65								
Exciter Resistance (20 °C)	Ω	Rotor : 0,640				Stator : 10,60				
Heat dissipation at f.l.cl.H	W	5121	5075	5213	4583	4782	5043	5187	5134	
Telephone Interference		THF < 2%				TIF < 50				
Radio interference		EN50081-1, EN50082-1, VDE0875K. For others standards apply to factory								
Waveform Distors.(THD) at f. load	LL/LN %	3,7 / 3,3								
Waveform Distors.(THD) at no load	LL/LN %	4,4 / 3,9								
Mechanical characteristics										
Protection		IP 21 (other protection on request)								
DE bearing		6312-2RS								
NDE bearing		6309-2RS								
Weight of wound stator assembly	kg	50								
Weight of wound rotor assembly	kg	34,4								
Weight of complete generator	kg	178								
Maximun overspeed	rpm	4320								
Unbalanced magnetic pull at f.l.cl.F	kN/mm	3,7								
Cooling air requirement	m³/min	22,4				27				
Inertia Constant (H)	sec.	0,371				0,443				
Noise level at 1m/7m	dB(A)	88 / 77				93 / 80				

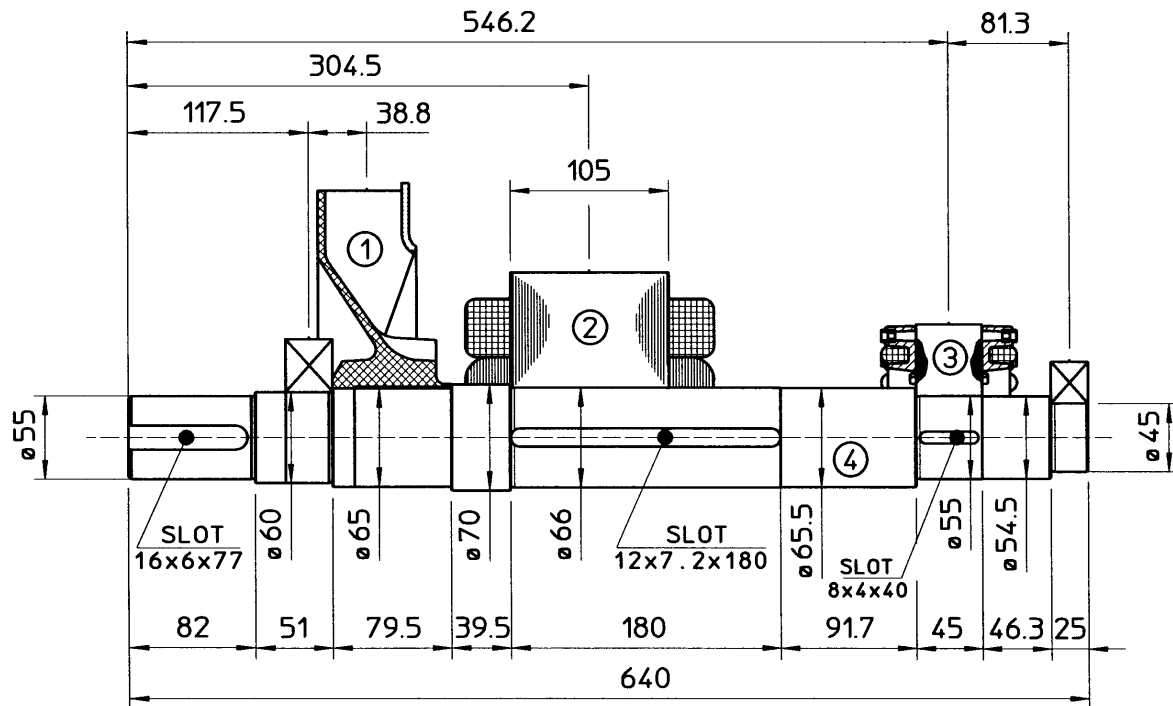
50 Hz



60 Hz

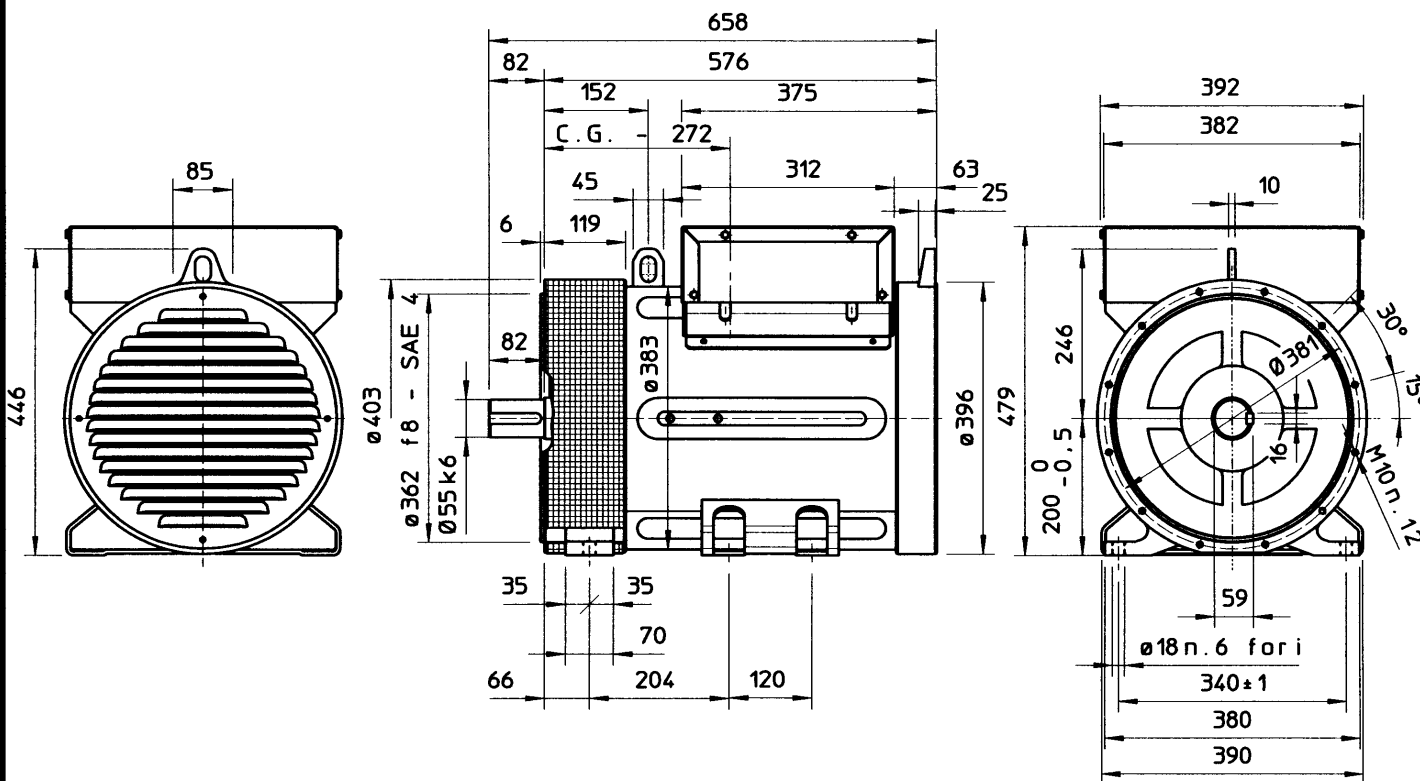


TWO BEARING MOMENTS OF INERTIA



COMPONENT	WEIGHT kg	J kgm ²
1 FAN	2.3	0.0224
2 MAIN ROTOR	24.58	0.092
3 EX. ROTOR	5.4	0.012
4 SHAFT	15.1	0.007
TOTAL	47.38	0.1334

TWO BEARING DIMENSIONS



C.G. - GRAVITY CENTER

