

ER-R

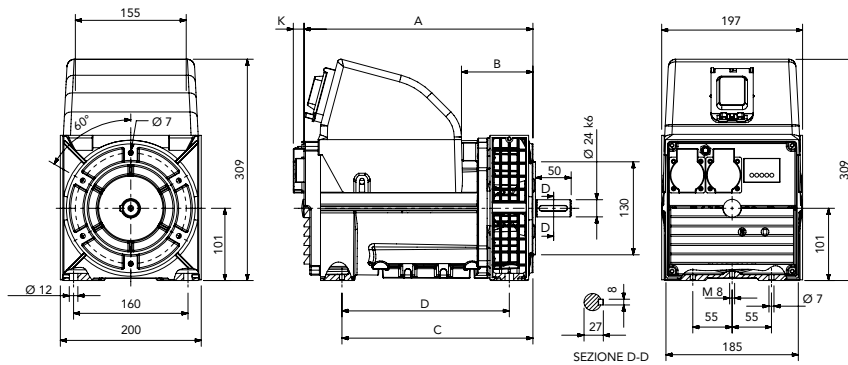
Alternatori sincroni monofasi
a 2 poli con spazzole
e regolazione elettronica della tensione (AVR).
Protezione: IP 21, su richiesta IP 23
Tensione standard: 115/230 V - 50 Hz
A richiesta carica batterie 12 Vdc 10A
Precisione di tensione: $\pm 2\%$
Corrente di cortocircuito superiore a 3 In
Forme costruttive: IM B34 - B3/B14, IM B35
B3/B9 cono 23, IM B35 - J609a, IM B35 - J609b

Single-phase brushes synchronous
2 poles alternators
with electronic voltage regulation (AVR).
Protection: IP 21, on request IP 23
Standard voltage: 115/230 V - 50 Hz
On request battery charger 12 Vdc 10A
Voltage accuracy: $\pm 2\%$
Short circuit current greater than 3 In
Shape: IM B34 - B3/B14, IM B35
B3/B9 cono 23, IM B35-J609a, IM B35 - J609b



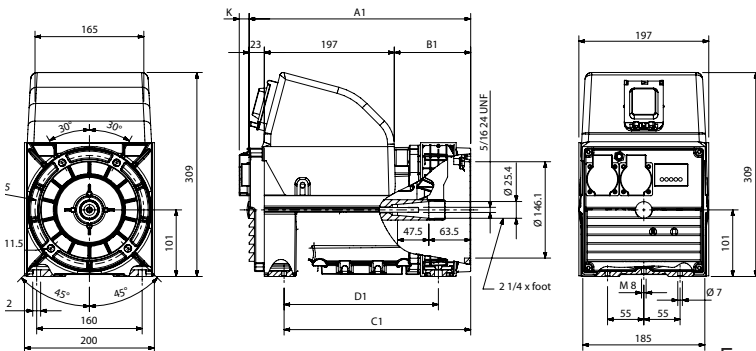
Caratteristiche tecniche / Technical characteristics

Tipo Type	Codice Code	50 Hz - 3000 r.p.m.		60 Hz - 3600 r.p.m.		Massa Mass kg	Dimensioni di ingombro - Overall dimensions							
		Potenza Power kVA	η 4/4 $\cos\phi=1$ %	Potenza Power kVA	η 4/4 $\cos\phi=1$ %		IM B34 • IM B35 - J609a • IM B35 c.23				IM B35 - J609b			
							A	B	C	D	A1	B1	C1	D1
ER 2 SCA	85701072...	3.0	75	3.7	76	17,3	298	93	244	212	314	93	260	212
ER 2 CAA	85701095...	4.2	77	5.2	78	20,7	321	116	267	235	337	116	283	235
ER 2 CBA	85701105...	4.8	78	6.0	79	21,6	321	116	267	235	337	116	283	235



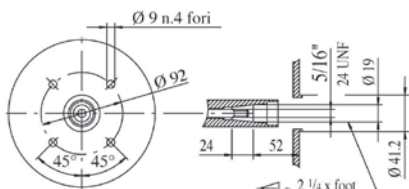
	K
Prese Schuko / Schuko sockets	16
Prese CEE / CEE sockets	47

Forma costruttiva / Shape IM B34 - B3/B14 cod.E

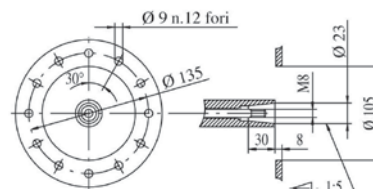


	K
Prese Schuko / Schuko sockets	16
Prese CEE / CEE sockets	47

Forma costruttiva / Shape IM B35-J609b cod.D



Forma costruttiva / Shape IM B35 - J609a cod.C



Forma costruttiva / Shape IM B35 - B3/B9 c.23 cod.A

